

STORAGE SOLUTIONS FOR KITCHENS





Everything starts with an idea. An idea that we believe in, that drives us every day and that surprises and excites us again and again.

”

*We want to create
high-quality system
solutions for living spaces.
For everyone.*

This is the idea that Hermann Vauth and Heinrich Sagel conceived in 1962. And that we still hold on to today. Every day. To us space is in the eye of the beholder. We see solutions where others look away. We never rest on our laurels. We are always thinking one step ahead and looking for new challenges in order to recognize and redefine the living spaces of tomorrow and to facilitate and beautify everyday life.



The story of Carlo Casagrande & Co Oy got its start in 1959. More than 60 years of experience and an open mind make us an agile and strong partner. Our approach is summed up in the following words: more, faster and always with high quality.

“Changing spaces into special places.”

More

We are much more than a supplier of products. We are an inspiring partner, a problem solver and a pioneer who transforms according to the needs of our partner. Our experience, know-how and enthusiastic attitude ensure that we find the best possible solutions - whatever you have to do.

Faster

Our partners get everything they need from us, easily, securely and efficiently: we respond quickly to the questions and needs of our partners, thanks to our wide and centralized range and our highly refined internal process.

Always with quality

You can always count on the smoothness and high quality of our service. Our international partner network consists of the best and most responsible suppliers and manufacturers in Europe, whose products are durable and feel and look good.

INTRINSIC **VALUES**

FOR EVERY KITCHEN.



VS TAL®
TALL CABINETS

VS TOP®
WALL CABINETS

+ VS ADD®
ACCESSORIES

VS ENVI®
WASTE BIN
SYSTEMS

VS COR®
CORNER CABINETS



VS SUB®
BASE CABINETS

CONTENTS

DESIGN VARIANTS 6

VS SUB® – BASE CABINETS 8

VS SUB® Slim	10
VS SUB® Side	14
VS SUB® Flex	18
VS SUB® Basket	22
VS SUB® Sink	26

VS ENVI® – WASTE BIN SYSTEMS 28

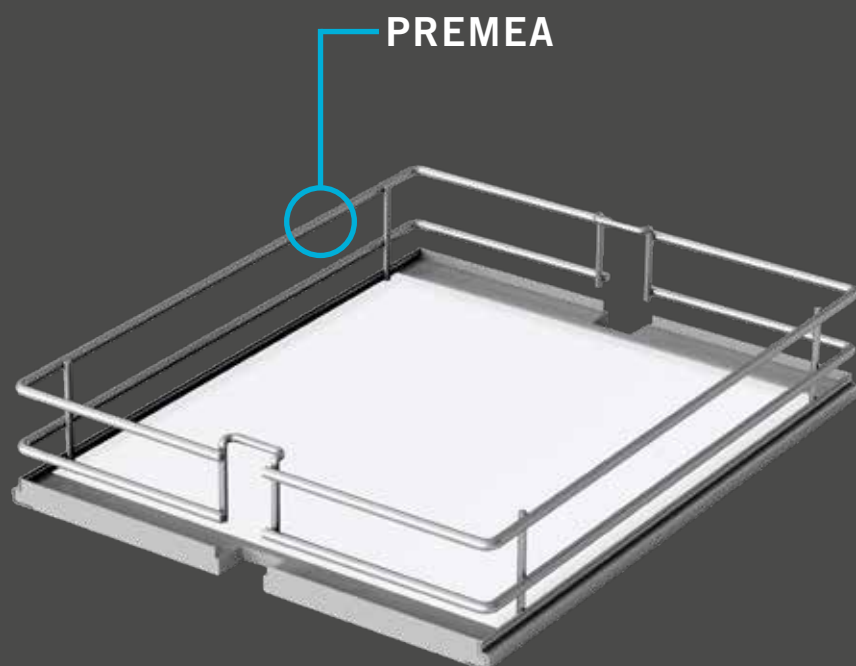
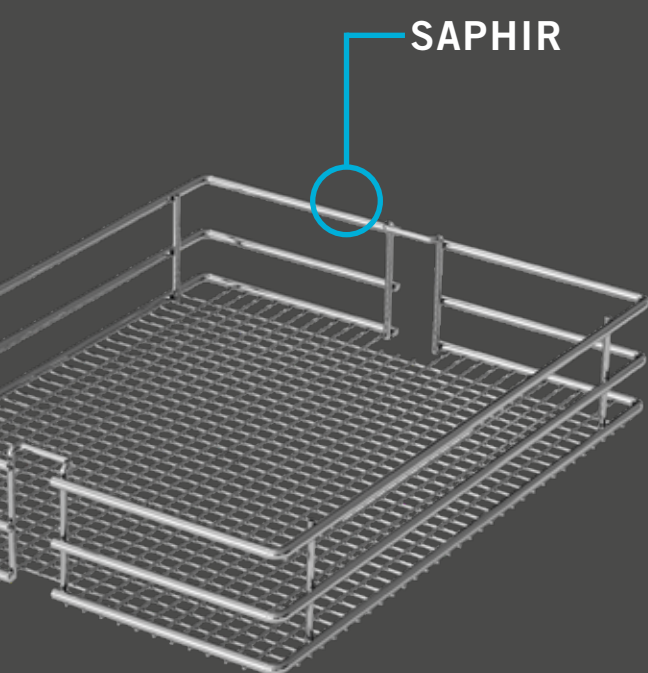
VS ENVI® Center	30
VS ENVI® Drawer	32
VS ENVI® Space	36
VS ENVI® Space XX Pro	40
VS ENVI® Kick	44

VS COR® – CORNER CABINETS 46

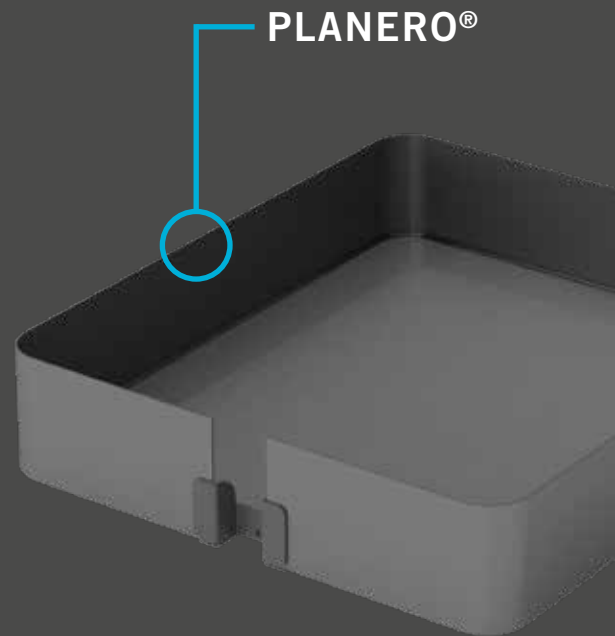
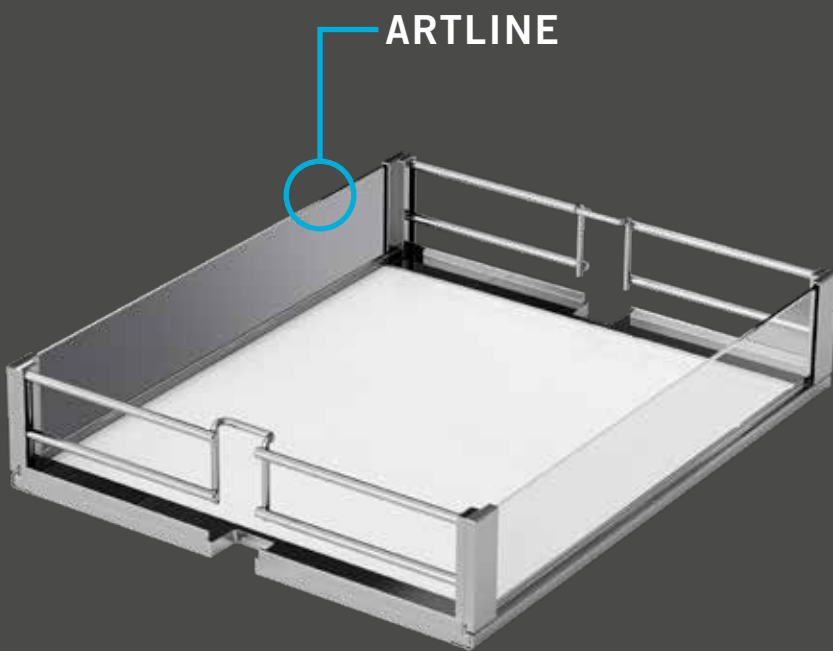
CORNERSTONE® MAXX	48
CORNERSTONE® Swing	52
VS COR® Wheel Pro	56
VS COR® Fold	60
VS COR® Flex	64

VS TAL® – TALL CABINETS 68

VS TAL® Larder	70
VS TAL® Larder Power Move	72
VS TAL® Gate	74
VS TAL® Gate N	78
VS TAL® Larder Spin	82
VS TAL® Rack & VS TAL® Bottle	86



DESIGN VARIANTS




VERSATILE AND FLEXIBLE

Shape and material are often a matter of taste when choosing a design. For this reason, the entire Vauth-Sagel program is designed as a modular system in which the guide and the frame can be combined with all storage designs.

VS

SUB





VS SUB[®] - BASE CABINETS

The base cabinet is the fundament of every kitchen. What happens under the work top is as important as what happens on top. Whether food or cooking utensils, cutlery or dishes,

whether for a small student's flat or a trendy loft – our base cabinet solutions are intelligent, versatile and flexible in order to make every day life easier.

■ VS SUB® – BASE CABINETS



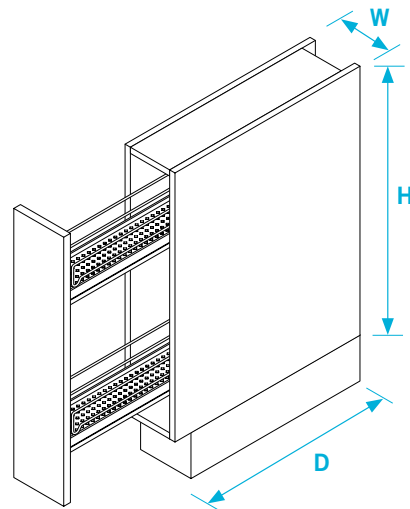
VS SUB® SLIM

No gap is too small.

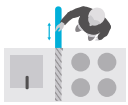
Niches in the kitchen often remain unused – until now. With two stationary shelves, usable as a hand towel holder or baking sheet holder, the smallest gap becomes a variable storage space miracle.

DESCRIPTION

- ✓ Cabinet widths (**W**): 150 mm
- ✓ Installation depth (**D**): min. 495 mm
- ✓ Installation height (**H**): min. 530 mm
- ✓ Load capacity: max. 6kg per shelf
- ✓ Storage version: Saphir



CONSUMER BENEFITS



Comfortable Access

Bring items stored in the back of the cabinet to the front for easy access.



Complete Visibility With One Pull

Open the door and every item is instantly visible.



Optimal Use Of Space

Utilise every cm of your cabinet space by utilising narrow niches for additional, convenient storage.



Save Time

No need to constantly move around items to find the one you need – everything is stored in an easy access format.



Integrated Soft And Self-Closing

Damping mechanism for smooth and silent usage – no more ratteling of stored items.

INSTALLER BENEFITS



Tool-Free Connection

Toolless assembly of the pull-outs on the runners.



D Front Adjustment

Allows simple, convenient front adjustment, even after installing into the cabinet



Right Hand Installation Only

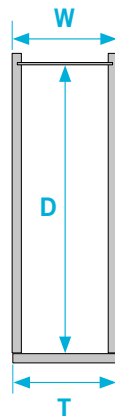
No need to worry about right or left handed applications, the VS SUB® Slim can only be installed only on the right hand side.



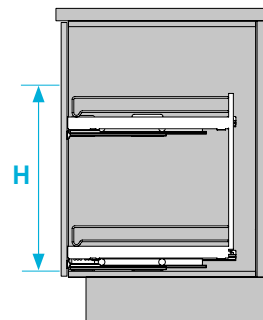
Retrofit Ready

Can be installed in existing cabinetry without removing the countertop.

CABINET DIMENSIONS



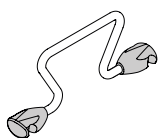
TOP VIEW



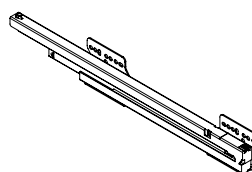
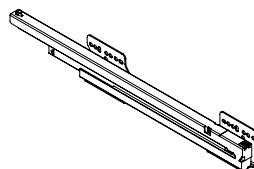
SIDE VIEW

Cabinet widths (W)	Door width (T)	Installation depth (D)	Installation height (H)
150 mm	min. 118 mm	min. 495 mm	min. 530 mm

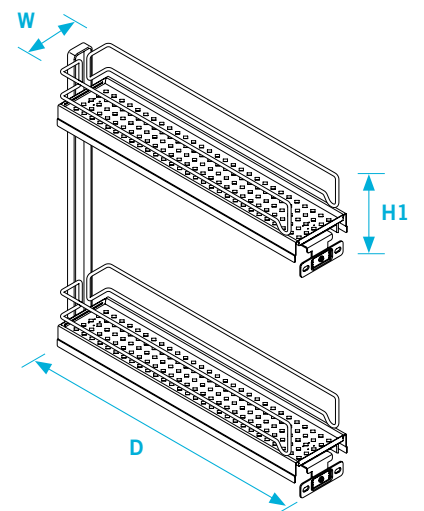
PRODUCT DIMENSIONS



BOTTLE DIVIDER



RUNNERS
RIGHT HANDED



VS SUB® SLIM

Product Width (W)	Product Depth (D)	Shelf Height (H1)
110 mm	494 mm	100 mm

VS SUB® SLIM BOTTLE DIVIDER

Description	NLK	Art. No.
SUB SLIM VÄLIJAKAJA RAL9006	0652	0390002784



VS SUB® SLIM LAVA



Cabinet width	Description		Art. No.
150 mm	SUB SLIM MEK. 150 2 HYL. GRAFIITTI	0652	90006658
150 mm	SUB SLIM MEK. 150 H+P GRAFIITTI	0652	90006659

VS SUB® SLIM SILVER



Cabinet width	Description		Art. No.
150 mm	SUB SLIM MEK. 150 2 HYL. RAL9006	0652	0190001949
150 mm	SUB SLIM MEK. 150 H+P RAL9006	0652	0290001950

VS SUB® SLIM CHROME



Cabinet width	Description		Art. No.
150 mm	SUB SLIM MEK. 150 2 HYL. KROM	0652	04190004110
150 mm	SUB SLIM MEK. 150 H+P KROM	0652	04290004111
150 mm	SUB SLIM MEK. 150 UUNIP.KROM	0652	04390004112

■ VS SUB® – BASE CABINETS



VS SUB® SIDE

Always at your side.

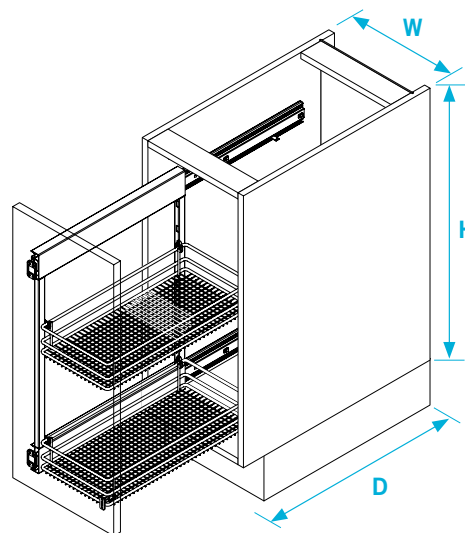
The demands in the kitchen change at a rapid pace. The traditional system that fits into any space has been redeveloped

in terms of design and functionality. The basic pull-out, which fits into any space, is an unbeatable bestseller.

DESCRIPTION

- ✓ Cabinet widths (**W**): 200, 300* and 400 mm
- ✓ Installation depth (**D**): min. 495 mm
- ✓ Installation height (**H**): min. 485 mm
- ✓ Load capacity: max. 20 kg
- ✓ Storage versions for 90°* and 45° models
- ✓ Storage versions: Saphir, Premea and Planero®*

*Planero® is only available for cabinet width 300 mm.



CONSUMER BENEFITS



Comfortable Access

Bring items stored in the back of the cabinet to the front for easy access.



Optimal Use Of Space

Utilise every cm of your cabinet space by utilising narrow niches for additional, convenient storage.



Height Adjustable Trays

Each tray is easily adjusted up or down, allowing you to custom build your own VS SUB® Side to your tastes and needs.



Complete Visibility With One Pull

Open the door and every item is instantly visible.



Save Time

No need to constantly move around items to find the one you need – everything is stored in an easy access format.



Integrated Soft And Self-Closing

Damping mechanism for smooth and silent usage - no more rattling of stored items.

INSTALLER BENEFITS



Unhandled Installation

No need to worry about right or left handed applications, the VS SUB® Side works both ways!



3D Front Adjustment

Allows simple, convenient front adjustment, even after installing into the cabinet.



Retrofit Ready

Can be installed in existing cabinetry without removing the countertop.



Tool-Free Front Connection

No tools needed when attaching the cabinet front.



Two & Three Set Basket Options

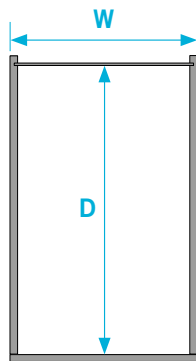
For ideal utilisation of higher and lower installation heights.



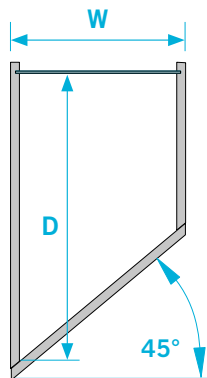
Installation Template For Easy Installation

No measuring necessary.

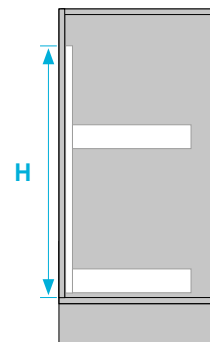
CABINET DIMENSIONS



TOP VIEW 90°



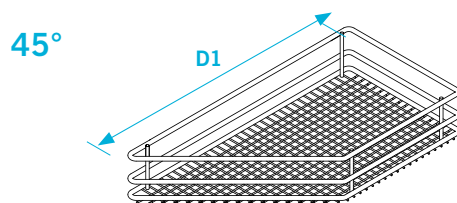
TOP VIEW 45°



SIDE VIEW

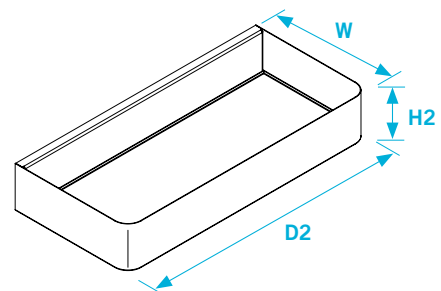
Cabinet widths 90° (W)	Installation depth (D)	Installation height (H)	Cabinet widths 45° (W)	Installation depth (D)	Installation height (H)
200 mm	min. 495 mm	min. 485 mm	300 mm	min. 540 mm	min. 485 mm
300 mm	min. 495 mm	min. 485 mm			
400 mm	min. 495 mm	min. 485 mm			

BASKET DIMENSIONS

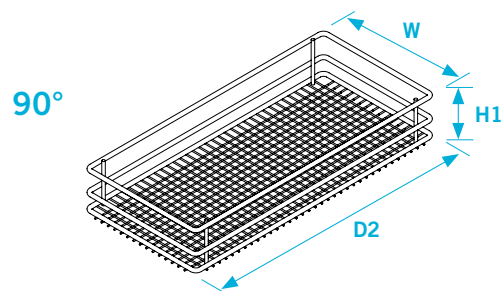


45°

D1



PLANERO®

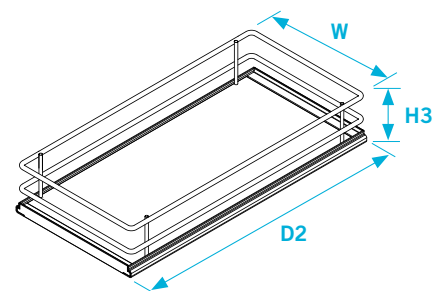


90°

H1

D2

SAPHIR



PREMEA

Cabinet width	Product Width (W)	Product Depth 45° (D1)	Product Depth 90° (D2)	Shelf Height Saphir (H1)	Shelf Height Planero® (H2)	Shelf Height Premea (H3)
200 mm	139 mm	—	470 mm	75 mm	80 mm	84 mm
300 mm	220 mm	458 mm	470 mm	75 mm	80 mm	84 mm
400 mm	320 mm	—	470 mm	75 mm	80 mm	84 mm

VS SUB® SIDE BOTTLE DIVIDER

CHROME

Description

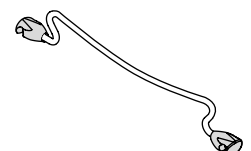
NLK

Art. Nr.

SUB SIDE VÄLIJAKAJA M3 KROM.

0655

90002629



BOTTLE DIVIDER

VS SUB® SIDE PLANERO® LAVA

90° LAVA

Cabinet width	Description	NLK	Art. No.
300 mm	SUB SIDE MEK. M3 W90 PLANERO GRAFIITTI	0655	964SSM3W90PLA




300 mm LAVA GREY

VS SUB® SIDE SAPHIR CHROME

90° CHROME

Cabinet width	Description	NLK	Art. No.
200 mm	SUB SIDE MEK. M2 W90 SAPHIR KR	0655	964SSM2W90SAP
300 mm	SUB SIDE MEK. M3 W90 SAPHIR KR	0655	964SSM3W90SAP
400 mm	SUB SIDE MEK. M4 W90 SAPHIR KR	0655	964SSM4W90SAP



200 mm
CHROME



300 mm
CHROME

45° CHROME

Cabinet width	Description	NLK	Art. No.
300 mm	SUB SIDE MEK. M3 W45 SAPHIR OIK KR	0655	964SSM3W45SAPO
300 mm	SUB SIDE MEK. M3 W45 SAPHIR VAS KR	0655	964SSM3W45SAPV



300 mm
CHROME L



300 mm
CHROME R

VS SUB® SIDE PREMEA CHROME

90° CHROME

Cabinet width	Description	NLK	Art. No.
200 mm	SUB SIDE MEK. M2 W90 PREMEA KR	0655	964SSM2W90PRE
300 mm	SUB SIDE MEK. M3 W90 PREMEA KR	0655	964SSM3W90PRE



200 mm
CHROME



300 mm
CHROME

■ VS SUB® – BASE CABINETS



VS SUB® FLEX

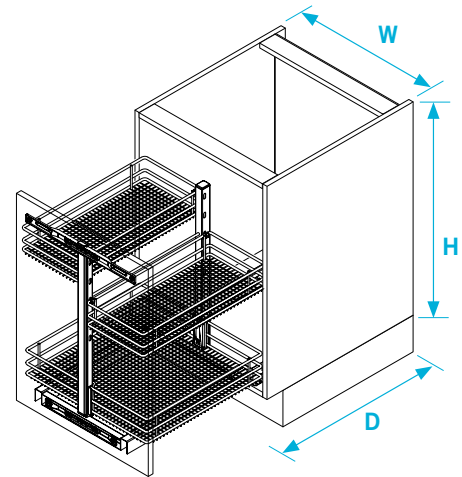
Storage space with room to play.

Flexibility is always an advantage – especially in the kitchen. That's why the height adjustable shelf element on the second and third level, divided on both sides, allows for individuali-

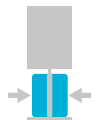
zed adjustment of storage space heights. The base cabinet is very quiet to open and close thanks to integrated soft-closing.

DESCRIPTION

- ✓ Cabinet widths (**W**): 500 and 600 mm
- ✓ Installation depth (**D**): min. 470 mm
- ✓ Installation height (**H**): from 650 mm to 850 mm
- ✓ Height-adjustable storage elements at the second and third level
- ✓ Individually height-adjustable baskets
- ✓ 3D front adjustment enables convenient and easy adjustment of the front
- ✓ Integrated soft-closing and self-closing on both runners
- ✓ Load capacity: max. 40 kg
- ✓ Storage version: Saphir



CONSUMER BENEFITS



Easy Access

Accessible from both sides for optimum user-friendliness.



Complete Visibility With One Pull

Open the door and every item is instantly visible.



Height Adjustable Trays

Each tray is easily adjusted up or down, allowing you to custom build your own VS SUB® Flex to your tastes and needs.



Save Time

No need to constantly move around items to find the one you need – everything is stored in an easy access format.



Integrated Soft And Self-Closing

Damping mechanism for smooth and silent usage - no more ratteling of stored items.

INSTALLER BENEFITS



Unhandled Installation

No need to worry about right or left handed applications, the VS SUB® Flex works both ways!



Two & Three Set Basket Options

For ideal utilisation of higher and lower installation heights.



3D Front Adjustment

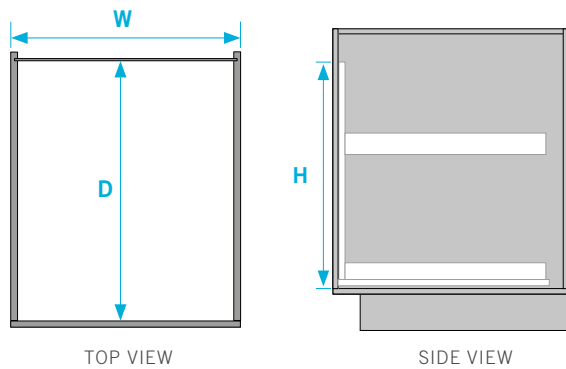
Allows simple, convenient front adjustment, even after installing into the cabinet.



Retrofit Ready

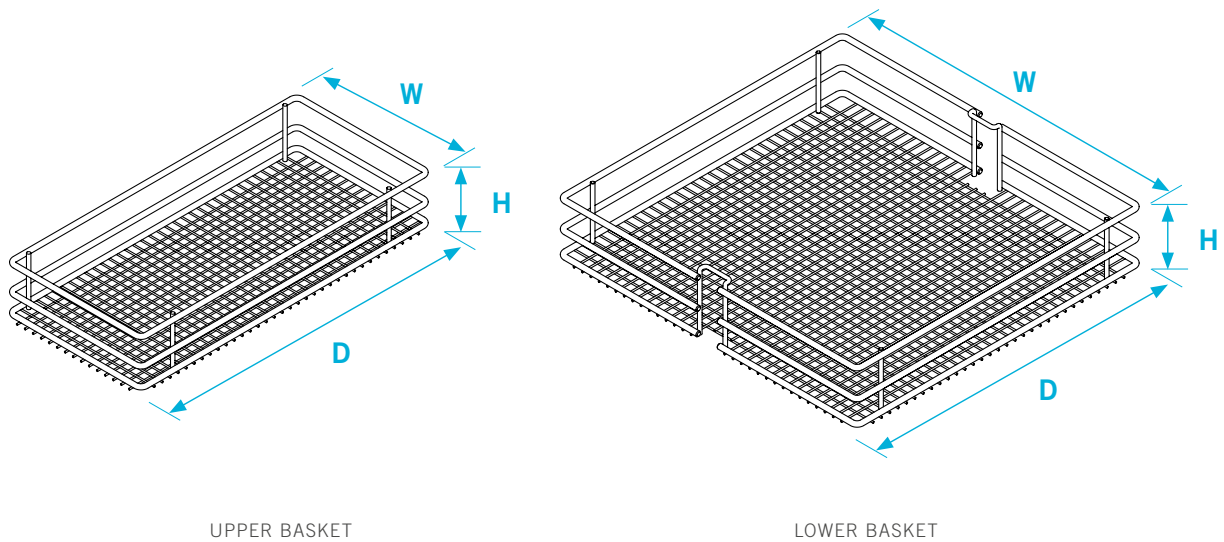
Can be installed in existing cabinetry without removing the countertop.

CABINET DIMENSIONS



Cabinet widths	Installation depth (D)	Installation height (H)
500 mm	min. 470 mm	650 mm to 850 mm
600 mm	min. 470 mm	650 mm to 850 mm

PRODUCT DIMENSIONS



Cabinet widths	Width (W) upper basket	Width (W) lower basket	Depth (D)	Height (H)
500 mm	212mm	450mm	430mm	80mm
600 mm	262 mm	550mm	430mm	80mm

VS SUB® FLEX SAPHIR CHROME


Cabinet width	Description	NLK	Art. No.
500 mm	SUB FLEX MEK. M5 SAPHIR 4 KORI KR	0656	942SFM5SAP4
600 mm	SUB FLEX MEK. M6 SAPHIR 4 KORI KR	0656	942SFM6SAP4



Cabinet width	Description	NLK	Art. No.
500 mm	SUB FLEX MEK. M5 SAPHIR 2KORI 2PT KR	0656	942SFM5SAP22
600 mm	SUB FLEX MEK. M6 SAPHIR 2KORI 2PT KR	0656	942SFM6SAP22



■ VS SUB® – BASE CABINETS



VS SUB® BASKET

Convenience at your fingertips.

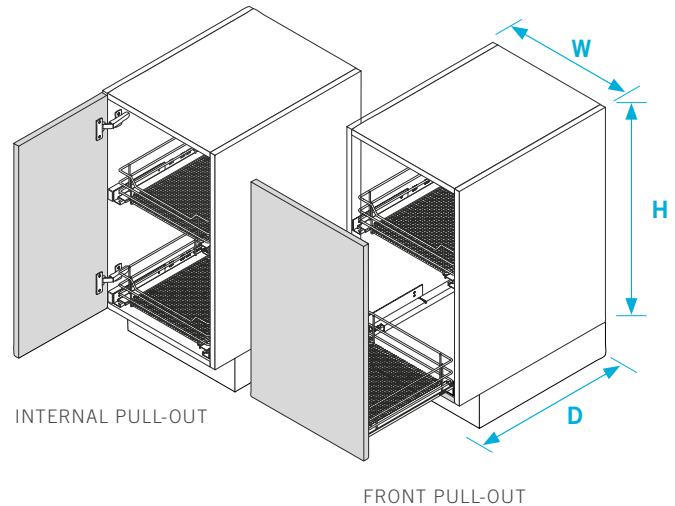
With this convenient basket pull-out, which is available with one or several baskets that can be pulled out individually, you can comfortably access pots, pans, crockery or also food from above. It is also offers the ideal storage conditions for

potatoes, onions, fresh fruit and vegetables as so little of the surface touches them directly and the baskets allows the air to circulate.

DESCRIPTION

- ✓ Cabinet widths (**W**): 500, 600* and 800* mm
- ✓ Installation depth (**D**): min. 515 mm
- ✓ Installation heights (**H**):
 - 160 mm with runner as internal pull-out without front connection
 - 185 mm with runner as front pull-out with front connection
- ✓ Load capacity: max. 20 kg per basket
- ✓ Storage versions: Saphir

*internal pull-out without front connection



CONSUMER BENEFITS



Comfortable Access

Bring items stored in the back of the cabinet to the front for easy access.



Optimum Air Circulation (Applies only to wire mesh storage trays)

Hygienic storage of fruit and vegetables, cause wire trays allow the air to circulate.



Door-Mounted Lower Shelf (Applies only to version with front connection)

The lower shelf opens automatically when opening the door – for more convenient usage. Both shelves close automatically when closing the door.



Independant Movement Of Shelves For more convenient and better access to the lower shelf.



Integrated Soft And Self-Closing

Damping mechanism for smooth and silent usage – no more ratteling of stored items.

INSTALLER BENEFITS



Tool-Free Assembly Of Pull-Outs On Runners

Toolless assembly of the baskets on the runners.



3D Front Adjustment (Applies only to version with front connection)

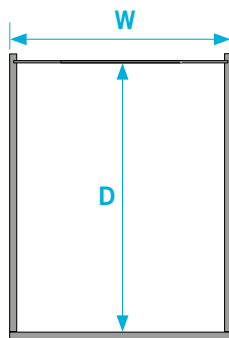
Allows simple, convenient front adjustment, even after installing into the cabinet.



Retrofit Ready

Can be installed in existing cabinetry without removing the countertop.

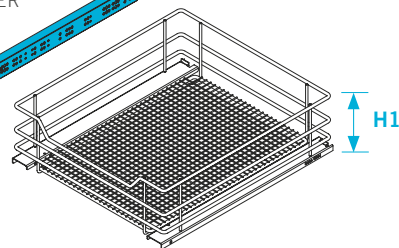
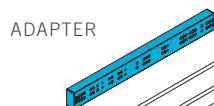
CABINET DIMENSIONS



TOP VIEW

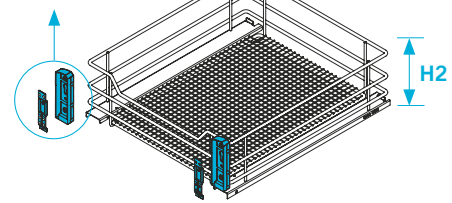
Cabinet widths (W)	Installation depth (D)	Installation height internal pull-out	Installation height front pull-out
500 mm	min. 515 mm	160 mm	185 mm
600 mm	min. 515 mm	160 mm	185 mm
800 mm	min. 515 mm	160 mm	185 mm

BASKET DIMENSIONS



INTERNAL PULL-OUT

FRONT ATTACHMENT



FRONT PULL-OUT

Cabinet widths (W)	Installation depth (D)	Installation height internal pull-out (H1)	Installation height front pull-out (H2)
500 mm	min. 515 mm	160 mm	-
600 mm	min. 515 mm	160 mm	185 mm
800 mm	min. 515 mm	160 mm	185 mm




VS SUB® BASKET SAPHIR



INTERNAL PULL-OUT

Cabinet width	Description	NLK	Art. No.
600 mm	SUB KORI SAPHIR M6 145 KROM	0657	1590000953
800 mm	SUB KORI SAPHIR M8 145 KROM	0657	1690001521



FRONT PULL-OUT

Cabinet width	Description	NLK	Art. No.
500 mm	SUB KORI SAPHIR M5 ETUSK. 145 KROM	0657	90000947ES
600 mm	SUB KORI SAPHIR M6 ETUSK. 145 KROM	0657	90000959ES
800 mm	SUB KORI SAPHIR M8 ETUSK. 145 KROM	0657	90001527ES



■ VS SUB® - BASE CABINETS



VS SUB® SINK

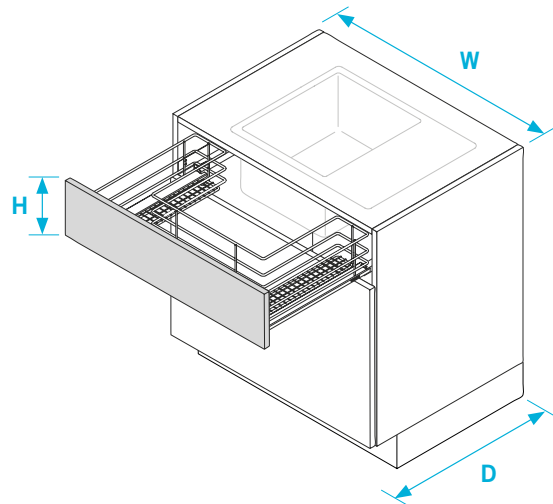
A pull-out awash with greatness.

The kitchen sink harbours untapped potential. The storage space in front of and next to it is significant. With this prac-

tical sink basket pull-out, it becomes accessible – thanks to self-closure and an integrated shock absorption system.

DESCRIPTION

- ✓ Cabinet width (**W**): 800 mm
- ✓ Installation depth (**D**): min. 515 mm
- ✓ Installation height (**H**): 185 mm with runner and front connection
- ✓ Load capacity: max. 20 kg
- ✓ Storage version: Saphir



CONSUMER BENEFITS



Comfortable Use Of Space

Uses the often unused space around the sink.



Optimum Air Circulation

Wire tray allows the air to circulate.

INSTALLER BENEFITS



Tool-Free

Toolless assembly of the system on the runners.



3D Front Adjustment

Allows simple, convenient front adjustment, even after installing into the cabinet.



Retrofit Ready

Can be installed in existing cabinetry without removing the countertop.

VS SUB® SINK

Cabinet width	Description	NLK	Art. No.
800 mm	SUB KORI ALLAS SAPHIR M8 145 KROM	0657	1790002106



VS ENVI® - WASTE BIN SYSTEMS

Hygiene, environmental awareness and sustainability play a special role in the kitchen - especially in waste disposal. This requires system solutions which maintain both - the cleanliness of the

kitchen and a flexible separation. As a result, it's not only your own living space that stays clean, but nature as well.





VS ENVI® CENTER

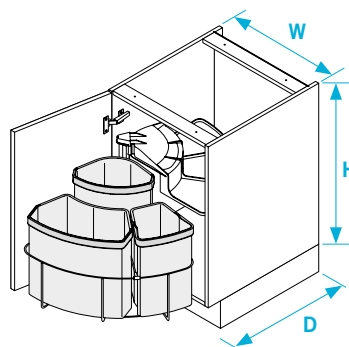
An all-around success for hygiene.

Handling kitchen waste requires reliable solutions like these: When the system is opened the lid lifts up and the bins swing out; when the system is closed, the lid is automatically placed

on the bins. Cleanliness and hygiene are of prime importance. The bins are made of high-grade plastic with extra-smooth sides, making them easier to clean.

DESCRIPTION

- ✓ Cabinet width (**W**): min 500 mm
- ✓ Installation depth (**D**): 450 mm
- ✓ Installation height (**H**): min. 525 mm
- ✓ Capacity: 39 litres



CONSUMER BENEFITS



Comfortable Access

Containers automatically swing out when opening the door.



Bin Handles

For bag fastening, easy carrying and removal of the bins.



Automatic Opening And Closing

Lid lifts automatically when opening the door.



Odour Sealing

Lid prevents the occurrence of bad odours.



Bins Are Made Of Food Proof Plastic

Suitable for storing pet food, for example.



Lid with additional storage space

For storing bin liners and other small items.



Easy To Clean & Dishwasher Safe

Simple removal of the complete system for cabinet cleaning. Smooth surfaces for easy cleaning. Bins can be washed in the dishwasher at up to 70°C.



Clearly Arranged Waste Separation

Different bins with the option to store different kinds of waste. So you can easily separate the waste.

INSTALLER BENEFITS



EasyFit

Toolless removal and installation after initial assembly.



Retrofit Ready

Can be installed in existing cabinetry without removing the countertop.



Unhanded Installation

No need to worry about right or left handed applications, the VS ENVI® Center works both ways!



Installation Template For Easy Installation

No measuring necessary.

VS ENVI® CENTER

Cabinet widths	Description	NLK	Art. No.
min 500	ENVI CENTER JÄTEVAUNU 3 SANKOA	0661	2247001061



■ VS ENVI® – WASTE BIN SYSTEMS

SUPPLEMENT
FOR
VS ENVI® SPACE

interior
innovation
award
2014

Winner

VS ENVI® DRAWER

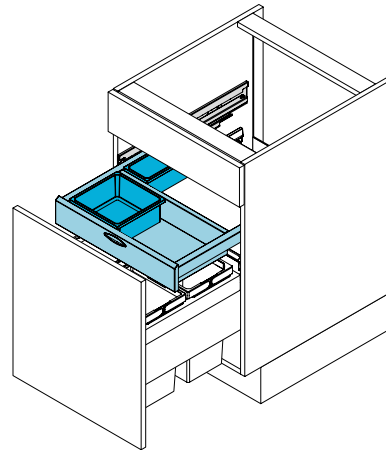
More space more organization.

Why not get the most you can out of your waste cabinet? This innovative module expands the usable storage space with a drawer holding containers for cleaning and kitchen utensils. Depending on the position of the water connections, plastic

containers can be suspended in the powder-coated metal framework. Two synchronized full pull-outs provide for easy opening and soft-closing.

DESCRIPTION

- ✓ Cabinet widths (**W**): 500, 600 and 800 mm
- ✓ Installation depth (**D**): 235 mm without and 490 mm with hanging shells
- ✓ Installation height (**H**): 100 mm
- ✓ Capacity:
 - small container 1.2 litres
 - large container 2.7 litres



CONSUMER BENEFITS



Clearly Arranged Separation

Different bins with the option to store different kinds of kitchen utensils.



Optimal Use Of Space

Depending on the position of the water connections, the containers can be arranged accordingly.



Easy To Clean & Dishwasher Safe

Simple removal of the complete system for cabinet cleaning. Smooth surfaces for easy cleaning. Bins can be washed in the dishwasher at up to 70°C.

INSTALLER BENEFITS



Retrofit Ready

Can be installed in existing cabinetry without removing the countertop.



EasyFit

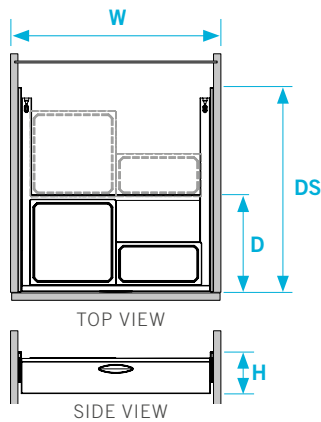
Toolless removal and installation after initial assembly.



Installation Template For Easy Installation

No measuring necessary.

CABINET DIMENSIONS




Cabinet widths (W)	Installation depth (D)	Installation depth with bins (DS)	Installation height (H)
500 mm	235 mm	490 mm	100 mm
600 mm	235 mm	490 mm	100 mm
800 mm	235 mm	490 mm	100 mm

VS ENVI® DRAWER 2 COMPARTMENT DIVISION



Cabinet width	Description	NLK	Art. No.
500 mm	ENVI LAATIKKO M5	0660	90006059



Cabinet width	Description	NLK	Art. No.
600 mm	ENVI LAATIKKO M6	0660	90006060



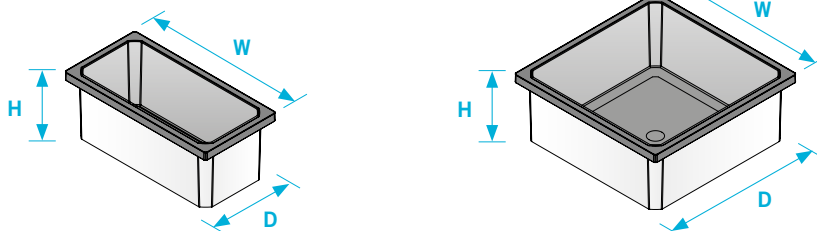
Cabinet width	Description	NLK	Art. No.
600 mm	ENVI LAATIKKO M6 GRAFIITTI	0660	90007091

VS ENVI® DRAWER 4 COMPARTMENT DIVISION



Cabinet width	Description	NLK	Art. No.
800 mm	ENVI LAATIKKO M8 GRAFIITTI	0660	90008072

BINS



Dimensions	Description	NLK	Art. No.
100 mm (W) x 203 mm (D) x 83 mm (H)	LOKERO 102MM GRAFIITTI	0660	90007093
203 mm (W) x 203 mm (D) x 83 mm (H)	LOKERO 204MM GRAFIITTI	0660	90007092
100 mm (W) x 203 mm (D) x 83 mm (H)	LOKERO 102MM	0660	90006062
203 mm (W) x 203 mm (D) x 83 mm (H)	LOKERO 204MM	0660	990006061

■ VS ENVI® – WASTE BIN SYSTEMS



VS ENVI® SPACE

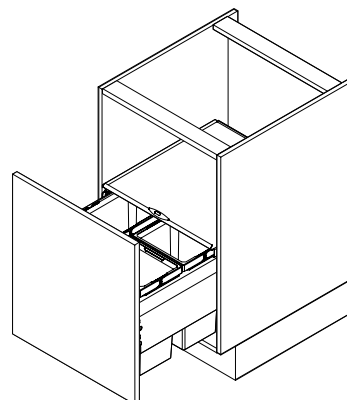
Even the unusable needs space.

Dishes, cutlery, cooking utensils and food share storage space in the kitchen. But waste needs space, too. Thanks to its various volumes, this space-saving system is the optimal solution.

The containers are made from high quality plastic with side walls that are especially easy to clean. The full pull-out with shock absorption guarantees quiet closing.

TECHNICAL DESCRIPTION:

- ✓ Cabinet widths (**W**): 400, 450, 500, 600 and 800 mm
- ✓ Installation depth (**D**): 464 mm
- ✓ Installation height (**H**): 370 mm
- ✓ Capacity: 20 to 58 litres
- ✓ Colour variants: silver and lavagrey



CONSUMER BENEFITS



Clearly Arranged Waste Separation

Different bins with the option to store different kinds of waste. So you can easily separate the waste.



Integrated Soft And Self-Closing

Damping mechanism for smooth and silent closing.



Synchronised Runners With Full Extension

Easy removal of the rear bin without first having to remove the front bin.



Easy To Clean & Dishwasher Safe

Smooth surfaces for easy cleaning. Bins can be washed in the dishwasher at up to 70°C.



Extendible Powder Coated Lid

For additional storage space.



Various Bin Sizes

The right size for everyone.



Bin Handles

For bag fastening, easy carrying and removal of the bins.



Optional Lid Variants

Standard lid closed or bio-lid with active carbon filter.



Bins Are Made Of Food Proof Plastic

Suitable for storing pet food, for example.

INSTALLER BENEFITS



Special Variant

For under-table units with an installation depth of 310 mm.



For Usage Underneath The Sink Or A Drawer



3D Cam Shaft Adjustment

Allows simple, convenient front adjustment, even after installing into the cabinet.



Retrofit Ready

Can be installed in existing cabinetry without removing the countertop.



Tool-Free Assembly Of The System On The Runners

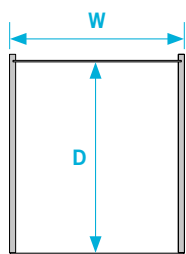
No tools needed when assembling the system on the runners.



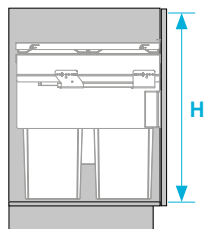
Installation Template

No measuring necessary.

CABINET DIMENSIONS



TOP VIEW



SIDE VIEW

Cabinet widths (W)	Installation depth (D)	Installation height (H)
400 mm	464 mm	370 mm
450 mm	464 mm	370 mm
500 mm	464 mm	370 mm
600 mm	464 mm	370 mm
800 mm	464 mm	370 mm

VS ENVI® SPACE 2 BINS

Cabinet width	Description	NLK	Art. No.
400 mm	VS ENVI® SPACE JĀTEVAUNU M4 2 Bins each 10 L	0658	1847001111



Cabinet width	Description	NLK	Art. No.
450 mm	VS ENVI® SPACE JĀTEVAUNU M4,5 2 Bins each 16 L	0658	1947001112



Cabinet width	Description	NLK	Art. No.
600 mm	VS ENVI® SPACE JĀTEVAUNU M6 2 Bins each 22L	0658	21A47001118



VS ENVI® SPACE 3 BINS

Cabinet width	Description	NLK	Art. No.
500 mm	VS ENVI® SPACE JÄTEVAUNU M5 2 Bins each 10 L + 1 Bin with 16 L	0658	2047001114



Cabinet width	Description	NLK	Art. No.
600 mm	VS ENVI® SPACE JÄTEVAUNU M6 2 Bins each 10 L + 1 Bin with 16 L	0658	2147001117



Cabinet width	Description	NLK	Art. No.
600 mm	VS ENVI® SPACE JÄTEVAUNU M6 GRAFIITTI 2 Bins each 10 L + 1 Bin with 16 L	0658	90007097



VS ENVI® SPACE 4 BINS

Cabinet width	Description	NLK	Art. No.
800 mm	VS ENVI® SPACE JÄTEVAUNU M8 GRAFIITTI 2 Bins each 10 L + 2 Bins with 16 L	0658	90008703



BINS

Description	NLK	Art. No.
VS ENVI® SPACE SANKO 10 L	0658	91001290



Description	NLK	Art. No.
VS ENVI® SPACE SANKO 16 L	0658	91001291



Description	NLK	Art. No.
VS ENVI® SPACE SANKO 22 L	0658	91001292



■ VS ENVI® – WASTE BIN SYSTEMS



VS ENVI® SPACE XX PRO

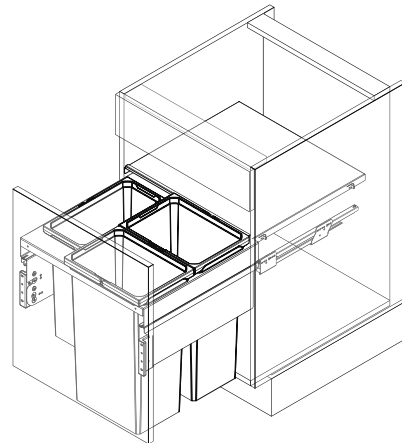
A big help in a small cabinet.

Waste sorting is a big topic even in a small kitchen. Thanks to this solution, though, it's not a big problem. Equipped with a guide system, self-closure and shock absorption, it accommodates large containers even in

small kitchen cabinets. The system can be used directly under the counter top, enabling easy input of waste, directly from the work surface

DESCRIPTION

- ✓ Cabinet widths (**W**): 500 and 600 mm
- ✓ Installation height (**H**): min. 580 mm
- ✓ Installation depth (**D**): 480 mm or min. 520 mm
- ✓ Capacity: 70 or 90 litres
- ✓ Colour variant: silver



CONSUMER BENEFITS



Clearly Arranged Waste Separation

Different bins with the option to store different kinds of waste. So you can easily separate the waste.



Powder Coated Lid

For additional storage space.



Easy To Clean & Dishwasher Safe

Smooth surfaces for easy cleaning. Bins can be washed in the dishwasher at up to 70°C.



Optional Lid Variants

Standard lid closed or bio-lid with active carbon filter.



Bins Are Made Of Food Proof Plastic

Suitable for storing pet food, for example.



Synchronised Runners With Over Extension

Easy removal of the rear bin without first having to remove the front bin.



Various Bin Sizes

The right size for everyone.



Bin Handles

For bag fastening, easy carrying and removal of the bins.



Integrated Soft And Self-Closing

Damping mechanism for smooth and silent closing.

INSTALLER BENEFITS



Tool-Free Assembly Of The System On The Runners

No tools needed when assembling the system on the runners.



Installation Template

No measuring necessary.



Retrofit Ready

Can be installed in existing cabinetry without removing the countertop.



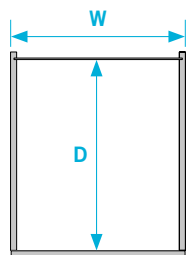
3D Cam Shaft Adjustment

Allows simple, convenient front adjustment, even after installing into the cabinet.

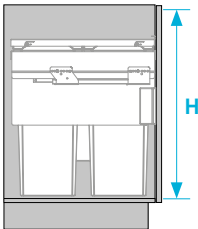


For Usage Underneath The Countertop Or Drawer

CABINET DIMENSIONS



TOP VIEW



SIDE VIEW

Cabinet widths **(W)**

Installation depth **(D)**

Installation height **(H)**

500 mm

min. 515 mm

min. 580 mm

600 mm

min. 515 mm

min. 580 mm

VS ENVI® SPACE XX PRO 2 BINS



Cabinet width

Description

NLK

Art. No.

500 mm

ENVI SPACE XX JÄTEV. M5 2SANKO

0659

90005907

VS ENVI® SPACE XX PRO 3 BINS



Cabinet width

Description

NLK

Art. No.

600 mm


ENVI SPACE XX JÄTEV. M6 3SANKO

0659

990005906



SUPPLEMENT
FOR
VS ENVI® SPACE &
VS ENVI® SPACE XX PRO



VS ENVI® KICK

Kick to open.


A system for a soft and comfortable opening of all front pull-outs such as the VS ENVI® Space. The ergonomically designed step, opens the waste bin system fully with little

effort. The opening mechanism returns automatically to its starting position.


DESCRIPTION

- Minimum plinth height: 70 mm


CABINET DIMENSIONS



Hands-Free Door Opening
For convenient hands-free opening of drawers or systems with front connection.




No Noise
Virtually silent.




Save Time
Both hands full? Don't set anything down! Just use your VS ENVI® Kick to open.

INSTALLER BENEFITS

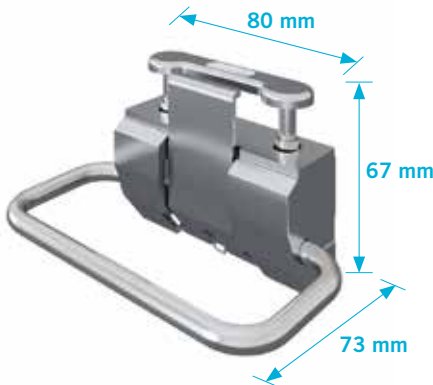


Installation Template For Easy Installation
No measuring necessary.



Retrofit Ready
Can be installed in existing cabinetry without removing the countertop.

PRODUCT DIMENSIONS



VS ENVI® KICK

Description	NLK	Art. No.
ENVI KICK JÄTEV. AVAUSP. KROM	0658	90006930

COR



VS COR® - CORNER CABINETS

A corner cabinet is not simply a cabinet placed in a corner. With this conceptual approach, we have developed cabinet solutions that not only optimally utilize angled spaces, but instead put

the corner right in the centre of the kitchen experience. As a result, we open up unseen perspectives in the kitchen and allow people to experience space in a new way.

■ VS COR® – CORNER CABINETS



GERMAN
DESIGN
AWARD
WINNER
2018



CORNERSTONE® MAXX

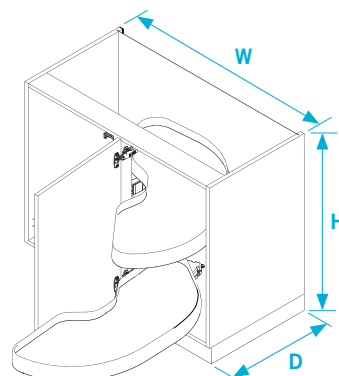
The MAXXIMUM in innovation.

When you open the corner cabinet in the kitchen, you need a solution that meets you with the full contents – without obstructing the adjacent cabinets. CORNERSTONE® MAXX fulfils this need. Straight-extending kinematics with energy

storage support, floating design with wide, stable shelf surfaces and simple installation. Your kitchen is upgraded in every respect as a result.

DESCRIPTION

- ✓ Cabinet width (**W**): 1000 mm
- ✓ Door widths: 500 mm
- ✓ Installation depth (**D**): min. 490 mm
- ✓ Installation height (**H**): 650 to 850 mm
- ✓ Load capacity: max. 25 kg per tray
- ✓ Storage version: Premea



CONSUMER BENEFITS



PAM: Power Assisted Movement

Dual-direction power mechanism, makes accessing and returning trays super easy.



Independent Movement Of Shelves

The top tray moves independently of the bottom tray, which allows easy access to either.



Floating Design

Making your kitchen a true eyecatcher for get-togethers with your family & friends.



Height Adjustable Trays

Each tray is easily adjusted up or down, allowing you to custom build your own CORNERSTONE® MAXX to your tastes and needs.



L-Movement

This unique movement of the trays allows easy access to neighbouring cabinets.



Weight Capacity Of 25kg Per Tray

Enables the storage of large stacks of plates or heavy pots and pans.



Integrated Soft And Self-Closing

Damping mechanism provides a soft-close action of the unit.

INSTALLER BENEFITS



Unhanded Installation

No need to worry about right or left handed applications, the CORNERSTONE® MAXX fitting works both ways!



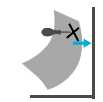
Fewer Parts – Less Warehousing

The system consists of just three parts.



Easy-Fit

Tool-free installation of the trays on the support arms.



Installation Template Included For Easy Installation

Measure your opening – then line up with the arrow on the installation template. Excellent results in minutes.



Three Simple Installation Steps

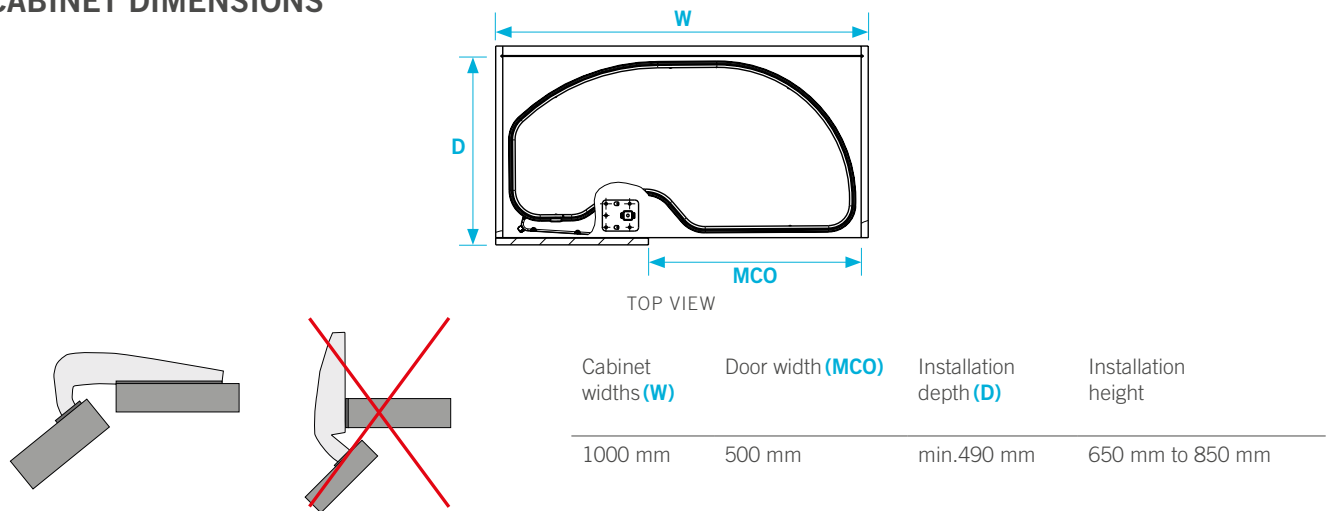
For fast and easy installation.



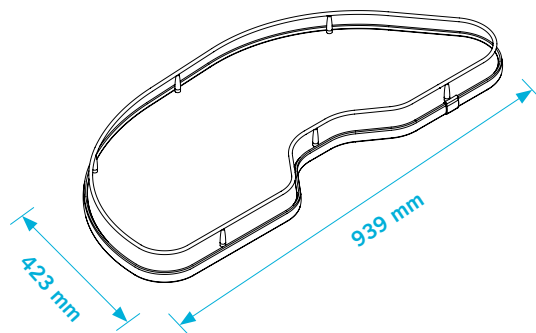
Retrofit Ready

Can be installed in existing cabinetry without removing the countertop.

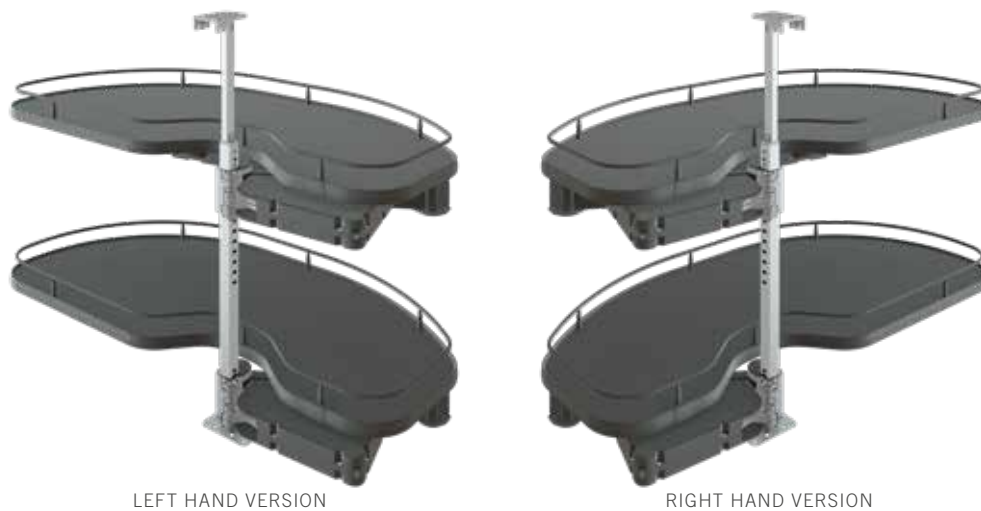
CABINET DIMENSIONS



SHELF DIMENSIONS



CORNERSTONE® MAXX **PREMEA LAVA**



LEFT HAND VERSION

RIGHT HAND VERSION

Cabinet width	Description	NLK	Art. No.
1000 / 496 mm	CORNER MAXX MEK. OIK. 2HYLLY GRAFIITTI	0663	97549CMOIK500GRA
1000 / 496 mm	CORNER MAXX MEK. VAS. 2HYLLY GRAFIITTI	0663	97549CMVAS500GRA

CORNERSTONE® MAXX **PREMEA CHROME**



LEFT HAND VERSION

RIGHT HAND VERSION

Cabinet width	Description	NLK	Art. No.
1000 / 496 mm	CORNER MAXX MEK. OIK. 2HYLLY KROM	0663	97432CMOIK500KR
1000 / 496 mm	CORNER MAXX MEK. VAS. 2HYLLY KROM	0663	97432CMVAS500KR



VS COR® – CORNER CABINETS



CORNERSTONE® SWING

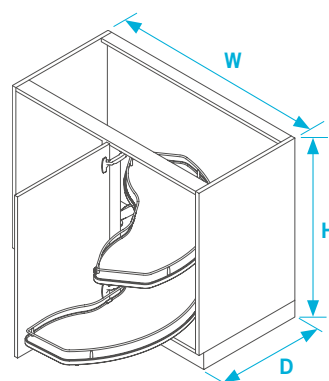
The corner in the centre.

The CORNERSTONE® Swing carousel moves the entire content in front of the unit, thereby unlocking completely new design perspectives. The shelves swivel out to a comfortable distance away from the cabinet; everything is within easy

reach. Each shelf can be attached at the required height, and the shelves disappear back inside the unit when the door is closed.

DESCRIPTION

- ✓ Cabinet widths (**W**): 900 and 1000 mm
- ✓ Door widths: 400, 450 and 500 mm
- ✓ Installation depth (**D**): min. 490 mm
- ✓ Installation height (**H**): min. 610 mm to 650 mm and min. 691 mm to 730 mm
- ✓ Minimum installation height: 610 to 770 mm
- ✓ Load capacity: max. 18 kg per tray
- ✓ Storage version: Premea



CONSUMER BENEFITS



Independant Movement Of Shelves

For more convenient and better access to the lower tray.



Door-Mounted Lower Tray

The lower tray is attached to the door and follows when the door is opened - both trays close as the door closes.



L-Movement

This unique movement of the trays allows easy access to neighbouring cabinets.



Integrated Soft And Self-Closing

Damping mechanism provides a soft-close action of the unit.

INSTALLER BENEFITS



Unhanded Installation

No need to worry about right or left handed applications, the CORNERSTONE® Swing works both ways!



Installation Template Included For Easy Installation

Measure your opening – then line up with the arrow on the installation template. Excellent results in minutes.



Retrofit Ready

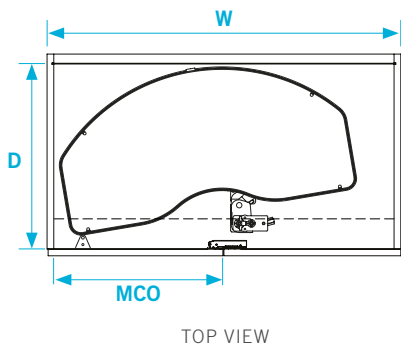
Can be installed in existing cabinetry without removing the countertop.



Easy Assembly

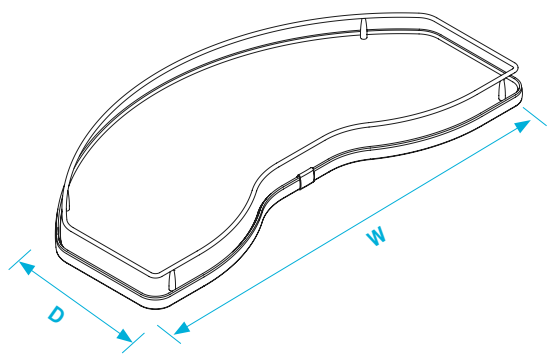
Only support pole needs to be mounted.

CABINET DIMENSIONS



Cabinet widths (W)	Door width (MCO)	Installation depth (D)	Installation height
900 mm	450 mm	min. 490 mm	min. 610 mm to 650 mm
1000 mm	500 mm	min. 490 mm	min. 691 mm to 730 mm

SHELF DIMENSIONS



Door width (MCO)	Width (W)	Depth (D)	Height
450 mm	776 mm	376 mm	61 mm
500 mm	816 mm	406 mm	61 mm

CORNERSTONE® SWING SOFT CLOSE

Description	NLK	Art. No.
CORNER SWING HIDASTIN	06621	90008183



CORNERSTONE® SWING **PREMEA CHROME**



LEFT HAND VERSION



RIGHT HAND VERSION

Cabinet width	Description	NLK	Art. No.
900 / 396 mm	CORNER SWING MEKANISMI 396 KROM	06621	98107CS396KR
900 / 446 mm	CORNER SWING MEKANISMI 446 KROM	06621	98108CS446KR
1000 / 496 mm	CORNER SWING MEKANISMI 496 KROM	06621	98109CS496KR



VS COR® WHEEL PRO

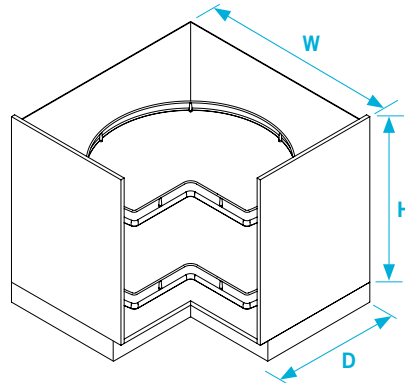
Everything revolves around you.

When it comes to kitchen corners, the more accessible storage space, the better. That's why this corner cabinet solution has no central, space-consuming standpipe, which gives you up to 20 percent more storage area – ideal for bulky kitchen-

ware. The bases are held stable by a traverse running crosswise through the cabinet. The hidden mechanism also supports the aesthetic impression.

DESCRIPTION

- ✓ Cabinet width (**W**): 900 x 900 mm
- ✓ Side installation depth (**D**): min. 490 mm
- ✓ Installation height (**H**): min. 650 mm
- ✓ Load capacity: max. 27.5 kg per tray
- ✓ Unit version: 3/4
- ✓ Storage version: Premea



CONSUMER BENEFITS



Optimal Access

Even the items in the back can be easily reached.



No Center Pole

Unique design gives the appearance that the trays are floating in midair, while offering up to 20% more storage space.




Height Adjustable Trays

Each tray is easily adjusted up or down, allowing you to custom build your own VS COR® Wheel Pro to your tastes and needs.



High Load-Capacity

Each tray holds up to 27.5 kg of storage.



Floating Design

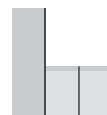
With hidden support arms and no center pole, make your kitchen a true eye catcher for get-together with family and friends.

INSTALLER BENEFITS



EasyFit

Tool-free installation of trays on the support arms and the support arms on the side grid.



For Base And Tall Cabinets

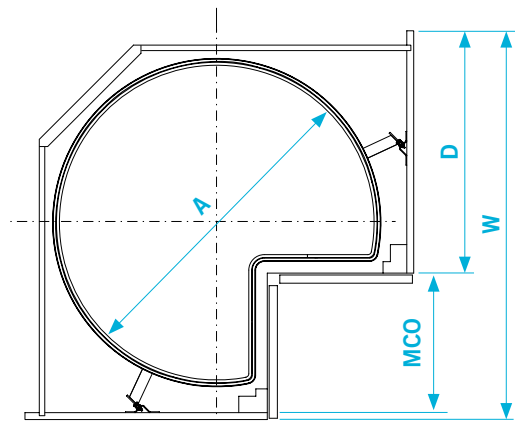
Can be installed not only in base cabinets but also in tall cabinets



Retrofit Ready

Can be installed into existing cabinetry without removing the countertop.


CABINET DIMENSIONS



TOP VIEW

Cabinet widths (W)	Cabinet opening (MCO)	Installation depth (D)	Installation height	Diameter (A)
900 x 900 mm	335 mm	min. 490 mm	min. 650 mm	760 mm

VS COR® WHEEL PRO **PREMEA CHROME**



Cabinet width	Description	NLK	Art. No.
900 x 900 mm	COR WHEEL PRO M9x9 D760 KROM	0669	30A90003855



■ VS COR® – CORNER CABINETS



VS COR® FOLD

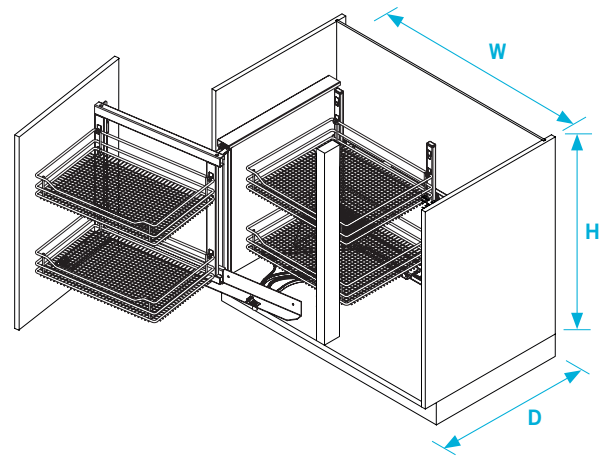
Turns a fold into kitchen gold.

Regardless of what you've stored in the corner cabinet – with this solution, you can reach it effortlessly. Upon opening, the front baskets fluidly swivel out and facilitate access to the

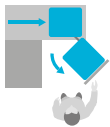
rear baskets, which automatically move into the front cabinet section. The integrated shock absorption with self-closure ensures silent closure.

DESCRIPTION

- ✓ Cabinet widths (**W**): min. 900 mm
- ✓ Door widths: min. 400 mm
- ✓ Installation depth (**D**): min. 485 mm
- ✓ Installation height (**H**): min. 530 mm
- ✓ Load capacity:
 - Front basket: max. 8 kg
 - Rear baskets: 9.5 kg each
 - Total load capacity: max. 35 kg
- ✓ Storage versions: Saphir and Premea



CONSUMER BENEFITS



Comfortable Access

Rear baskets automatically move to the front, when opening the door.



Save Time

No need to constantly move around items to find the one you need – everything is stored in an easy access format.



Integrated Soft And Self-Closing

Damping mechanism for smooth and silent closing.



Complete Visibility With One Pull

Open the door and every item is instantly visible.



Height Adjustable Trays

Each tray is easily adjusted up or down, allowing you to custom build your own VS COR® Fold to your tastes and needs.

INSTALLER BENEFITS



Easy installation

Fixation of the pivot point without measuring, simply clip into the mounted frame.



EasyFit

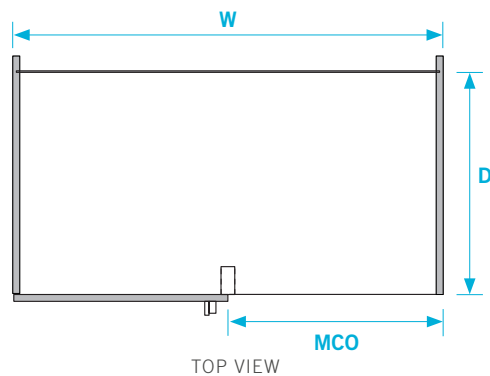
Toolless assembly of the front to the pull-out.



Retrofit Ready

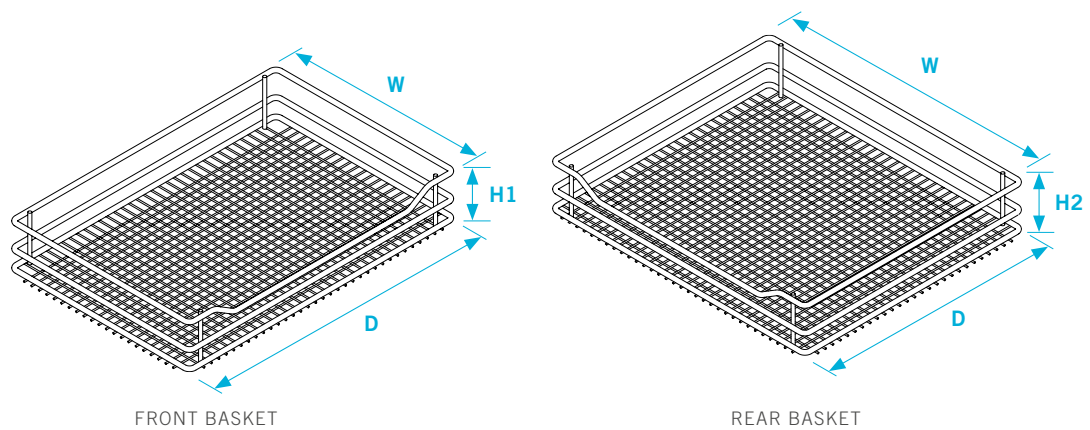
Can be installed in existing cabinetry without removing the countertop.

CABINET DIMENSIONS



Cabinet widths (W)	Cabinet opening (MCO)	Installation depth (D)	Installation height
900 mm	min. 450 mm	min. 485 mm	min. 530 mm

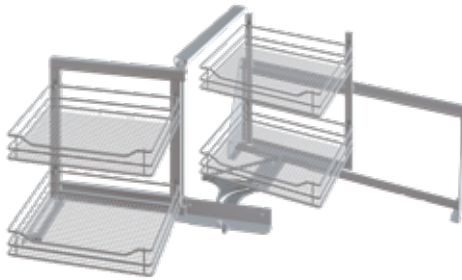
PRODUCT DIMENSIONS



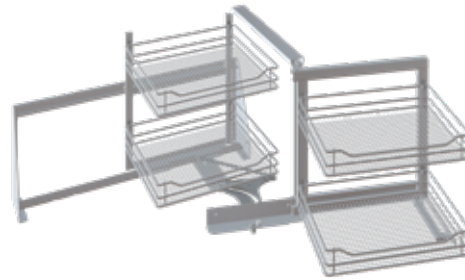
Basket Size 900 / 495mm	Width (W)	Depth (D)	Saphir height (H1)	Premea height (H2)
Front basket	305 mm	450 mm	75 mm	84 mm
Rear basket	370 mm	330 mm	75 mm	84 mm

Basket Size 900 / 395mm	Width (W)	Depth (D)	Saphir height (H1)	Premea height (H2)
Front basket	230 mm	450 mm	75 mm	84 mm
Rear basket	370 mm	330 mm	75 mm	84 mm

VS COR® FOLD SAPHIR CHROME



LEFT HAND VERSION



RIGHT HAND VERSION

Cabinet width	Description	NLK	Art. No.
900 / 496 mm	COR FOLD SAPHIR HIDAST.495 VAS	0667	2790003188
900 / 496 mm	COR FOLD SAPHIR HIDAST.495 OIK	0667	2890003187

VS COR® FOLD PREMEA CHROME



LEFT HAND VERSION



RIGHT HAND VERSION

Cabinet width	Description	NLK	Art. No.
900 / 496 mm	COR FOLD PREMEA HIDAST.495 VAS	0667	2990003300
900 / 496 mm	COR FOLD PREMEA HIDAST.495 OIK	0667	3090003301

VS COR® FOLD PREMEA LAVA



LEFT HAND VERSION



RIGHT HAND VERSION

Cabinet width	Description	NLK	Art. No.
900 / 396 mm	COR FOLD PREMEA HIDAST.396 VAS GRAFIITTI	0667	96012CF0VAS396PREGRA
900 / 396 mm	COR FOLD PREMEA HIDAST.396 OIK GRAFIITTI	0667	96013CF00IK396PREGRA

VS COR® - CORNER CABINETS



VS COR® FLEX

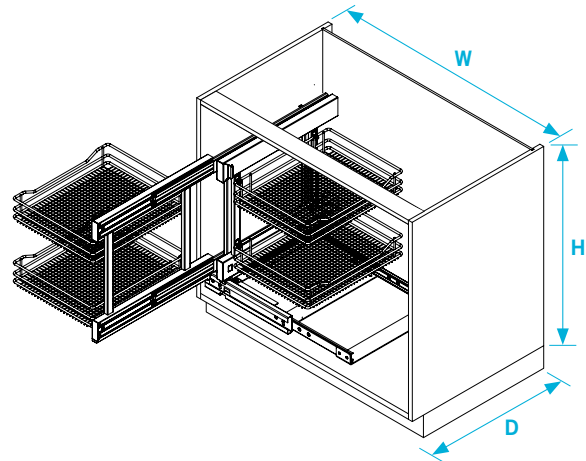
Access to every corner.

Even the largest storage space is useless if it's not accessible. That's why this system enables full access to the cabinet contents, transforming every corner into functional space.

Installation is unhanded: the frame is mounted to the bottom of the corner cabinet.

DESCRIPTION

- ✓ Cabinet widths (**W**): 900, 1000 and 1200 mm
- ✓ Door widths: 450 to 600 mm
- ✓ Installation depth (**D**): min. 480, 500 and 575 mm
- ✓ Installation height (**H**): min. 530 mm
- ✓ Load capacity: max. 32 kg
- ✓ Storage version: Saphir

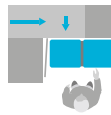


CONSUMER BENEFITS



Maximum Access

Unique design allows easy access to 100% of the cabinet.



Lock-system

This frame only allows desired movement, preventing accidental closing of trays and potential damage to surrounding cabinets.



Integrated Soft And Self-Closing

Damping mechanism for smooth and silent operation. No more rattling of pots and pans

INSTALLER BENEFITS



Unhanded Installation

No need to worry about right or left handed applications, the VS COR® Flex works both ways!



Installation Template Included For Easy Installation

Measure your opening – then line up with the arrow on the installation template. Excellent results in minutes.



Easy Bottom Mount Installation

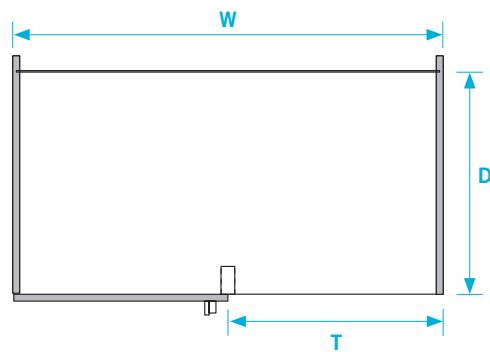
Just a few screws secure the frame to the cabinet, and the VS COR® Flex is ready for action!



Retrofit Ready

Can be installed in existing cabinetry without removing the countertop.

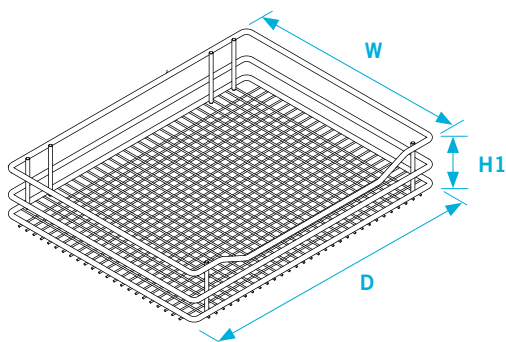
CABINET DIMENSIONS



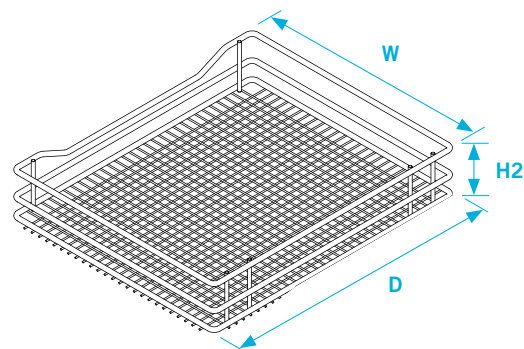
TOP VIEW

Cabinet widths (W)	Door width (T)	Installation depth (D)	Installation height
900 mm	min. 450 mm	min. 480 mm	min. 530 mm
1000 mm	min. 500 mm	min. 500 mm	min. 530 mm
1200 mm	min. 600 mm	min. 575 mm	min. 530 mm

PRODUCT DIMENSIONS



FRONT BASKET



REAR BASKET

Basket size	Width (W)	Depth (D)	Basket size	Width (W)	Depth (D)	Basket size	Width (W)	Depth (D)
900 mm			1000 mm			1200 mm		
Front basket	280 mm	415 mm	Front basket	350 mm	415 mm	Front basket	350 mm	415 mm
Rear basket	280 mm	415 mm	Rear basket	325 mm	415 mm	Rear basket	400 mm	415 mm

VS COR® FLEX SAPHIR CHROME



LEFT HAND VERSION



RIGHT HAND VERSION

Cabinet width	Description	NLK	Art. No.
900 / 446 mm	COR FLEX MEK. M9 446 SAPHIR KROM	0668	96114CFM9446SP
1000 / 496 mm	COR FLEX MEK. M10 496 SAPHIR KROM	0668	96115CFM10496SP
1200 / 596 mm	COR FLEX MEK. M12 596 SAPHIR KROM	0668	96116CFM12596SP

VS
TAL



VS TAL® - TALL CABINETS

An elegant tall cabinet is the gateway to a good kitchen life. As a storage cabinet for food or as a practical storage option for kitchen utensils, it significantly contributes to

improved working efficiency and an increased quality of life. Neither narrow gaps nor small opening angles stand in the way of our top cabinet solutions.

VS TAL® – TALL CABINETS



VS TAL® LARDER

Your stockpile of accessible storage space.

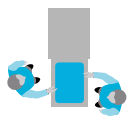
Every kitchen needs a little elegance. The front glides open and closed, silent and easy – thanks in part to the full extension with shock absorption and self-closure.

The frame and the front connection are designed in a consistently high-quality, double powder-coated surface.

DESCRIPTION

- ✓ Cabinet widths (**W**): 300, 400 and 500 mm
- ✓ Installation depth (**D**): 500 mm
- ✓ Installation height (**H**): 1200-1950 mm
 - VS TAL® Larder 3: 1200-1450 mm (3 Baskets)
 - VS TAL® Larder 5: 1700-1950 mm (5 Baskets)
- ✓ Load capacity: max. 80 kg
- ✓ Total load capacity: max. 120 kg
- ✓ Storage versions: Saphir, Premea, Artline and Planero®

CONSUMER BENEFITS



Optimal Access

Full extension configuration allows for easy access to products stored in the rear as well as the front.



Complete Visibility With One Pull

Open the door and every item is instantly visible



Height Adjustable Trays

Each tray is easily adjusted up or down, allowing you to customise your own VS TAL® Larder to your tastes and needs.



Heavy Duty Noise Restricting Roller Slides

Even when loaded to capacity, the VS TAL® Larder opens and closes effortlessly and quietly.



Save Time

No need to constantly move around items to find the one you need – everything is stored in an easy access format.



Integrated Soft And Self-Closing

Damping mechanism provides a soft-close action of the unit.



Synchronised Upper And Lower End Stops

Maintenance free, no more asynchronised rails.

INSTALLER BENEFITS



Retrofit Ready

Can be installed in existing cabinetry.



EasyFit

Self-locking system for tool-free installation of frame into upper and lower guide rails.



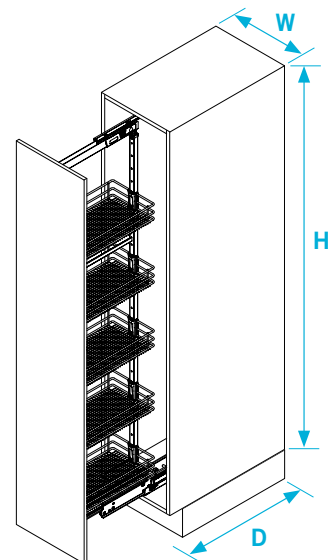
3D Front Adjustment

Simple, fast and trouble free adjustment, even after the unit is installed! Up, down, left, right, in and out adjustments are achieved with a simple turn of a screwdriver.

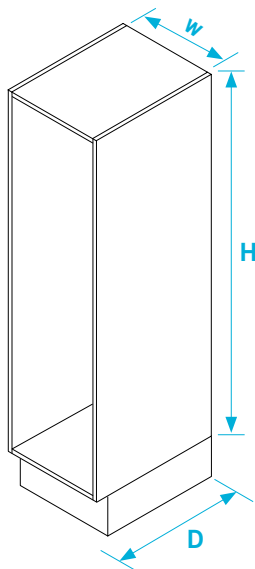


Three, Four or Five Set Tray Options

For ideal utilisation of higher and lower interior cabinet heights.

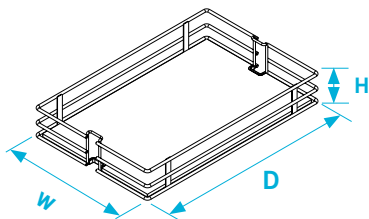


CABINET DIMENSIONS



Cabinet widths (W)	Installation depth (D)	Installation height 3 (H)	Installation height 5 (H)
300 mm	500 mm	1200 mm - 1450 mm	1700 mm - 1950 mm
400 mm	500 mm	1200 mm - 1450 mm	1700 mm - 1950 mm
500 mm	500 mm	1200 mm - 1450 mm	1700 mm - 1950 mm

BASKET DIMENSIONS



Cabinet widths	Basket width (W)	Basket depth (D)	Basket depth (D) Planero®	Basket height (H)
300 mm	250 mm	460 mm	440 mm	80 mm
400 mm	350 mm	460 mm	440 mm	80 mm
500 mm	450 mm	460 mm	440 mm	80 mm

VS TAL® LARDER SAPHIR 3 BASKETS CHROME

Cabinet width	Description	NLK	Art. No.
300 mm	TAL LARDER MEK. M3 1200-1450 SAPHIR 3 KROM	0670	9510MTLM3SAPKR
400 mm	TAL LARDER MEK. M4 1200-1450 SAPHIR 3 KROM	0670	9511MTLM4SAPKR
500 mm	TAL LARDER MEK. M5 1200-1450 SAPHIR 3 KROM	0670	9512MTLM5SAPKR



VS TAL® LARDER ARTLINE 3 BASKETS GLASS

Cabinet width	Description	NLK	Art. No.
300 mm	TAL LARDER MEK. M3 1200-1450 ARTLINE 3 LASI	0670	9520MTLM3ARTL
400 mm	TAL LARDER MEK. M4 1200-1450 ARTLINE 3 LASI	0670	9521MTLM4ARTL



VS TAL® LARDER CLASSIC 5 BASKETS SILVER

Cabinet width	Description	NLK	Art. No.
300 mm	TAL LARDER MEK. M3 1700-1950 CLASSIC 5 HARMAA	0671	9570TLM3CLAHR
400 mm	TAL LARDER MEK. M4 1700-1950 CLASSIC 5 HARMAA	0671	9571TLM4CLAHR



VS TAL® LARDER SAPHIR 5 BASKETS CHROME

Cabinet width	Description	NLK	Art. No.
300 mm	TAL LARDER MEK. M3 1700-1950 SAPHIR 5 KROM	0670	9530TLM3SAPKR
400 mm	TAL LARDER MEK. M4 1700-1950 SAPHIR 5 KROM	0670	9531TLM4SAPHKR
500 mm	TAL LARDER MEK. M5 1700-1950 SAPHIR 5 KROM	0670	9532TLM5SAPKR

**VS TAL® LARDER PREMEA 5 BASKETS CHROME**

Cabinet width	Description	NLK	Art. No.
300 mm	TAL LARDER MEK. M3 1700-1950 PREMEA 5 KROM	0670	9540TLM3PREKR
400 mm	TAL LARDER MEK. M4 1700-1950 PREMEA 5 KROM	0670	9541TLM4PREKR

**VS TAL® LARDER ARTLINE 5 BASKETS GLASS**

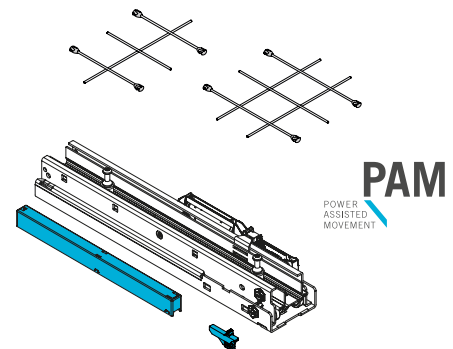
Cabinet width	Description	NLK	Art. No.
300 mm	TAL LARDER MEK. M3 1700-1950 ARTLINE 5 LASI	0670	9550TLM3ARTL
400 mm	TAL LARDER MEK. M4 1700-1950 ARTLINE 5 LASI	0670	9551TLM4ARTL

**VS TAL® LARDER PLANERO® 5 BASKETS LAVA**

Cabinet width	Description	NLK	Art. No.
400 mm	TAL LARDER MEK. M4 1700-1950 PLANERO 5 GRAFIITTI	0670	9560TLM4PLAGR

**VS TAL® LARDER BASKET DIVIDER & PAM**

Cabinet width	Description	NLK	Art. No.
300 mm	TAL LARDER JAKAJA M3 KROM	0670	4590002616
400 mm	TAL LARDER JAKAJA M4 KROM	0670	4690002620
	PAM – POWER ASSISTED MOVEMENT	0670	90008105

**VS TAL® LARDER POWER MOVE**

Cabinet width	Description	NLK	Art. No.
	TAL LARDER POWER MOVE electrical opening support	0670	4690003316
	TAL LARDER POWER MOVE HELA	0670	4690003557



VS TAL® - TALL CABINETS



VS TAL® GATE

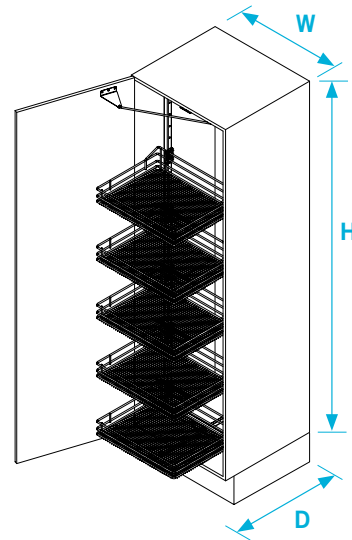
The gateway to maximum storage space.

This tall cabinet solution opens up the best perspectives in the kitchen. Developed for maximum storage space and easy access, it sets new standards in convenience and design. It

is particularly characterized by the opening mechanism that automatically moves the stored goods toward the user in one go, providing for an optimal overview.

DESCRIPTION

- ✓ Cabinet widths (**W**): 500 and 600 mm
- ✓ Installation depth (**D**): min. 480 mm
- ✓ Installation height (**H**): 1700 – 1950 mm
- ✓ Total load capacity: max. 75 kg
- ✓ Storage versions: Saphir, Premea, Artline and Planero®



CONSUMER BENEFITS



Comfortable Access

Trays come automatically outside the cabinet when opening the door for easy access from two sides.



Optimal Use Of Space

Large storage capacity on a small space requirement for all your dry supplies.



Height Adjustable Trays

Each tray is easily adjusted up or down, allowing you to custom build your own VS TAL® Gate to your tastes and needs.



Save Time

No need to constantly move around items to find the one you need – everything is stored in an easy access format.



Complete Visibility With One Pull

Open the door and every item is instantly visible.

INSTALLER BENEFITS



Unhanded Installation

No need to worry about right or left handed applications, the VS TAL® Gate works both ways!



EasyFit

Toolless frame assembly on the lower runner
Toolless connection between the driver and support frame.



Different Set Basket Options

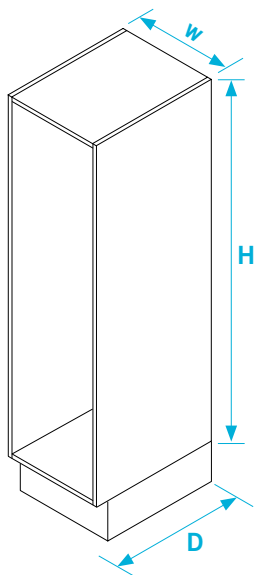
For ideal utilisation of higher and lower installation heights. Also available for base cabinets.



Retrofit Ready

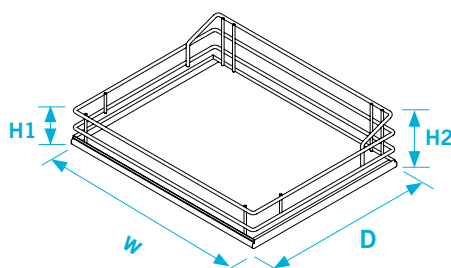
Can be installed into existing cabinetry.

CABINET DIMENSIONS



Cabinet widths (W)	Installation depth (D)	Installation height 3 (H)
500 mm	min. 480 mm	1700 mm - 1950 mm
600 mm	min. 480 mm	1700 mm - 1950 mm

BASKET DIMENSIONS



Cabinet widths	Basket width (W)	Basket depth (D)	Basket height (H1/H2) Saphir, Premea	Basket height (H1/H2) Artline, Planero®
500 mm	400 mm	395 mm	75/115 mm	84/124 mm
600 mm	500 mm	395 mm	75/115 mm	84/124 mm

VS TAL® GATE SAPHIR 5 BASKETS CHROME

Cabinet width	Description	NLK	Art. No.
500 mm	TAL GATE MEK. M5 1700-1950MM SAPHIR 5 KROM	0673	9632TGM5SAPKR
600 mm	TAL GATE MEK. M6 1700-1950MM SAPHIR 5 KROM	0673	9633TGM6SAPKR



VS TAL® GATE PREMEA 5 BASKETS CHROME

Cabinet width	Description	NLK	Art. No.
500 mm	TAL GATE MEK. M5 1700-1950MM PREMEA 5 KROM	0673	9650TGM5PREKR
600 mm	TAL GATE MEK. M6 1700-1950MM PREMEA 5 KROM	0673	9651TGM6PREKR

VS TAL® GATE ARTLINE 5 BASKETS GLASS

Cabinet width	Description	NLK	Art. No.
500 mm	TAL GATE MEK. M5 1700-1950MM ARTLINE 5 LASI	0673	9640TGM5ARTL
600 mm	TAL GATE MEK. M6 1700-1950MM ARTLINE 5 LASI	0673	9641TGM6ARTL

VS TAL® GATE PLANERO® 5 BASKETS LAVA

Cabinet width	Description	NLK	Art. No.
500 mm	TAL GATE MEK. M5 1700-1950MM PLANERO 5 GRAFIITI	0673	9660TGM5PLAGR



VS TAL® – TALL CABINETS



VS TAL® GATE N

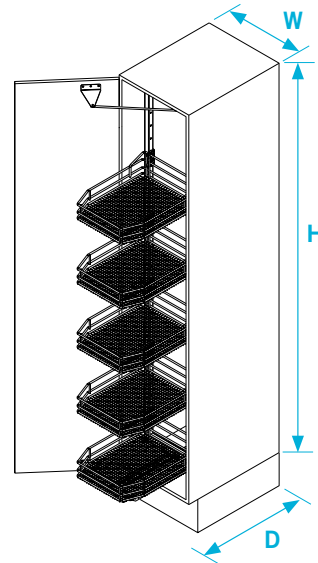
Space never runs short here.

Space-saving solutions are especially important in the kitchen: like this practical pull-out that makes the best of narrow tall cabinets. With just one grasp, it provides a view

of the entire contents of the cabinet. The approx. 160° door opening and the height-adjustable shelves allow for customized adjustments.

DESCRIPTION

- ✓ Cabinet widths (**W**): 300 and 400 mm
- ✓ Installation depth (**D**): min. 480 mm
- ✓ Installation height (**H**): 1700 to 1950 mm
- ✓ Load capacity: max. 75 kg
- ✓ Storage versions: Saphir



CONSUMER BENEFITS



Comfortable Access

Bring items stored in the back of the cabinet to the front for easy access



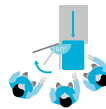
Save Time

No need to constantly move around items to find the one you need – everything is stored in an easy access format.



Complete Visibility With One Pull

Open the door and every item is instantly visible.



Maximal Access From Minimum Opening

The wide 160° opening angle allows for access from 3 sides.



Height Adjustable Trays

Each tray is easily adjusted up or down, allowing you to custom build your own VS TAL® Gate N to your tastes and needs.

INSTALLER BENEFITS



Unhandled Installation

No need to worry about right or left handed applications, the VS TAL® Gate N works both ways!



EasyFit

Toolless frame assembly on the lower runnerToolless connection between the driver and support frame.



Different Set Basket Options

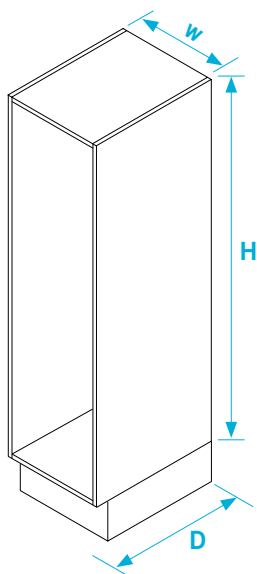
For ideal utilisation of higher and lower installation heights. Also available for base cabinets.



Retrofit Ready

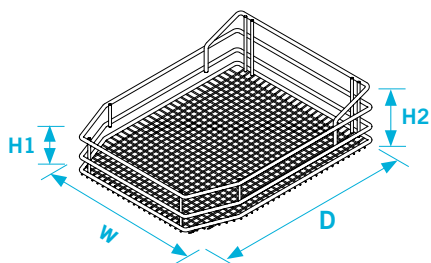
Can be installed into existing cabinetry.

CABINET DIMENSIONS



Cabinet widths (W)	Installation depth (D)	Installation height 3 (H)
300 mm	min. 480 mm	1700 mm - 1950 mm
400 mm	min. 480 mm	1700 mm - 1950 mm

BASKET DIMENSIONS



Cabinet widths	Basket width (W)	Basket depth (D)	Basket height (H1/H2)
300 mm	230 mm	420 mm	75/115 mm
400 mm	330 mm	420 mm	75/115 mm

VS TAL® GATE N SAPHIR 5 BASKETS CHROME

Cabinet width	Description	NLK	Art. No.
300 mm	TAL GATE MEK. M3 1700-1950MM SAPHIR 5 KROM	0673	9630TGM3SAPKR
400 mm	TAL GATE MEK. M4 1700-1950MM SAPHIR 5 KROM	0673	9631TGM4SAPKR





VS TAL® – TALL CABINETS



VS TAL® LARDER SPIN

A pull-out that turns it all around.

It's often the Description that make a kitchen more comfortable. Based on the reliable apothecary pullout, this solution provides convenient added value: it can be rotated completely

to the right or left when extended, enabling free access to all stored items.

DESCRIPTION

- ✓ Cabinet width (**W**): 300, 400 mm
- ✓ Installation depth (**D**): min. 500 mm
- ✓ Variable frame heights (**H**): from 250 mm
- ✓ Total load capacity: max. 80 kg
- ✓ Storage version: Premea

CONSUMER BENEFITS



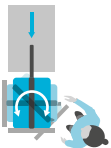
Complete Visibility With One Pull

Open the door and every item is instantly visible.



Height Adjustable Trays

Each tray is easily adjusted up or down, allowing you to customise your own VS TAL® Larder Spin to your tastes and needs.



Access from all sides



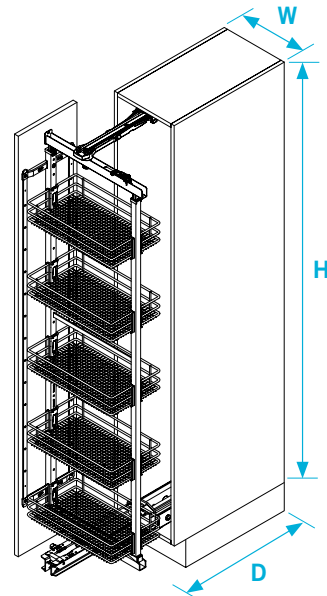
Integrated Soft And Self-Closing

Damping mechanism provides a soft-close action of the unit.



Save Time

No need to constantly move around items to find the one you need – everything is stored in an easy access format.



INSTALLER BENEFITS



EasyFit

Self-locking system for tool-free installation of frame into upper and lower guide rails.



3D Front Adjustment

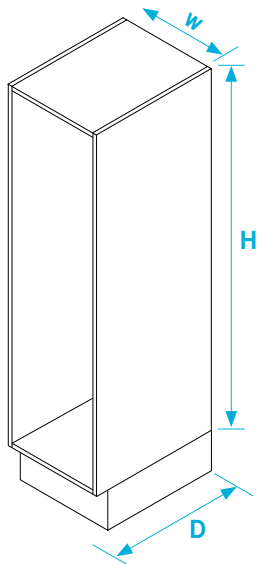
Simple, fast and trouble free adjustment, even after the unit is installed! Up, down, left, right, in and out adjustments are achieved with a simple turn of a screwdriver.



Retrofit Ready

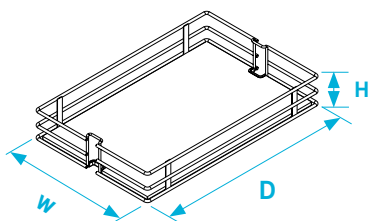
Can be installed in existing cabinetry.

CABINET DIMENSIONS



Cabinet width (W)	Installation depth (D)	Installation height (H)
300 mm	min. 500 mm	1790mm - 2040 mm
400 mm	min. 500 mm	1790mm - 2040 mm

BASKET DIMENSIONS



Cabinet width	Basket width (W)	Basket depth (D)	Basket height (H)
300 mm	250 mm	340 mm	80 mm
400 mm	350 mm	340 mm	80 mm

VS TAL® LARDER SPIN **PREMEA**

Cabinet width	Description	NLK	Art. No.
300 mm	TAL LARDER SPIN MEK. M3 PREM	0672	4390003118
400 mm	TAL LARDER SPIN MEK. M4 PREM	0672	4490003122





VS TAL® – TALL CABINETS



VS TAL® RACK & VS TAL® BOTTLE

A bonus from top to bottom.

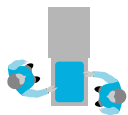
Regardless of how well a kitchen has been planned, there will always be a few corners where storage space is wasted. This tall cabinet pull-out rack is only fifteen centimetres wide and is equipped with five baskets at various conveniently arranged

heights. They offer space for spices, glasses and containers that you would like to store in a handy place but not necessarily on view.

DESCRIPTION

- ✓ Cabinet width (**W**): 150 mm
- ✓ Installation depth (**D**): min. 500 mm
- ✓ Installation height (**H**): min. 1780 mm
- ✓ Load capacity: max. 25 kg

CONSUMER BENEFITS



Comfortable Access

Bring items stored in the back of the cabinet to the front for easy access from two sides.



Optimal Use Of Space

Utilise every inch of your cabinet space by utilising narrow niches for additional, convenient storage.



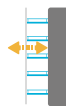
Complete Visibility With One Pull

Open the door and every item is instantly visible.



Integrated Soft And Self-Closing

Damping mechanism for smooth and silent usage - no more rattling of stored items.



Smooth And Silent Operation

Three runners provide perfect running characteristics.



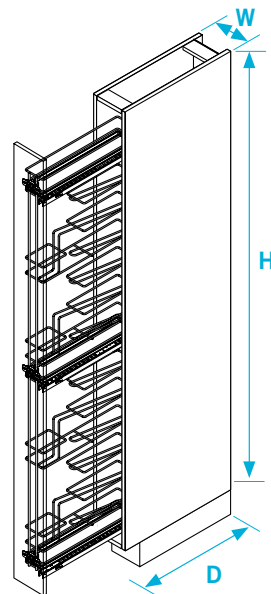
Save Time

No need to constantly move around items to find the one you need – everything is stored in an easy access format.



Optimum Air Circulation

Wire trays allow the air to circulate.



INSTALLER BENEFITS



Right Hand Installation Only

No need to worry about right or left handed applications, the VS TAL® Rack15 can only be installed only on the right hand side.



EasyFit

Toolless frame assembly on the lower runnerToolless connection between the driver and support frame.



3D Front Adjustment

Simple, fast and trouble free adjustment, even after the unit is installed! Up, down, left, right, in and out adjustments are achieved with a simple turn of a screwdriver.

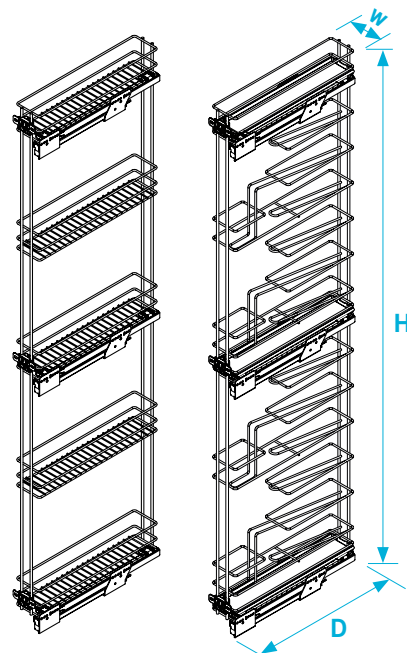
CABINET DIMENSIONS



Cabinet widths **(W)** Installation depth **(D)** Installation height 3 **(H)**

150 mm min. 500 mm min. 1780 mm

PRODUCT DIMENSIONS



VS TAL® RACK

VS TAL® BOTTLE

Width **(W)** Depth **(D)** Height **(H)**

104 mm 490 mm 1750 mm

VS TAL® RACK CHROME

Cabinet width	Description	NLK	Art. No.
150 mm	TAL SLIM KOMEROMEK. 5KPL TASOJ	0653	0590006347



VS TAL® BOTTLE CHROME

Cabinet width	Description	NLK	Art. No.
150 mm	TAL SLIM KOMEROMEK.VIINIPLL 16	0653	0590006348







Imprint

All parts of this brochure are the property of Vauth-Sagel. Reproduction of the brochure or parts thereof in any form is prohibited without our approval. We reserve all rights under copyright law. Any liability for typographical mistakes or errors is excluded. The dimensions are non-binding. We reserve the right to make design and technical changes.

Publisher

Vauth-Sagel | Neue Straße 27 | 33034 Brakel-Erkeln | Telephone: +49 (0) 5272 601-01
Email: vs@vauth-sagel.com | www.vauth-sagel.com

Version: May 2022 | © by Vauth-Sagel | All Rights Reserved.



VAUTH-SAGEL SYSTEMTECHNIK GMBH & CO. KG

🏠 33034 Brakel-Erkeln | Neue Straße 27 | Germany

✉️ vs@vauth-sagel.de

🌐 www.vauth-sagel.com



CARLO CASAGRANDE & CO OY

🏠 00810 Helsinki | Hitsaajankatu 24 | Finland

✉️ tilaukset@carlocasagrande.fi

🌐 www.carlocasagrande.fi